

product warranty

Inwood Office Environments warrants its products to be free from defects in materials and workmanship given normal use and proper care, for a period of ten (10) years of single shift service.

Specific components are warranted to be free from defects in materials and workmanship for the following periods of time from the date of initial shipment:

electrical components	two (2) years
pneumatic cylinders	three (3) years
control mechanisms	three (3) years
casters	three (3) years

Fabrics will be covered only by the warranty of the original manufacturer.

Inwood tenders this warranty only to original purchasers acquiring our products through those parties specifically authorized by Inwood to sell our products. Repair and/or replacement, at our option, will be made on any part or parts found to be defective within the terms of the warranty. The warranty shall not include any labor or shipping costs for replacement of any such parts or materials.

This warranty does not cover

- Damage(s) caused by a transportation company
- Damage(s) resulting from user modification, alterations, misuse, abuse or negligent use of our product
- Damage(s), defect(s), or product failure(s) due to customers request for modifications to product design, product dimensions, product arrangement or normal product specifications
- Natural variations in color, grain, or texture of wood and other covering materials over which Inwood has no control
- Wearing or cuts to covering materials
- Customer's Own Materials (COM)

Inwood does not make any other warranties except as expressly set forth above, either expressed or implied, including any warranty of merchantability or fitness for any particular purpose. Inwood shall not be liable for consequential or incidental damages under this warranty.

Further, Inwood makes no warranties, expressed or implied, for improper assembly and/or installation of its products.

order procedure

Inwood does not accept orders verbally. Orders may be faxed, e-mailed or mailed directly to:

Inwood Office Environments
PO Box 646
Jasper, IN 47546
Fax: 812.482.9732
E-mail: inwood@inwood.net

All orders from authorized & credit-approved Inwood Office Environments dealers must be in writing and must include the following information:

- Date
- Purchase Order Number
- Bill to Address
- Ship to Address
- Special Shipping Instructions (delivery notification, special ship dates, ship complete or split shipments, and tags if applicable)
- Complete Model Numbers (include finish & fabric numbers)
- Net Price
- Requested Delivery Date (if applicable)

order confirmation

All complete orders will be entered and acknowledged promptly with approximate shipping date(s), transit times, and other pertinent information. This acknowledgement is the final agreement between

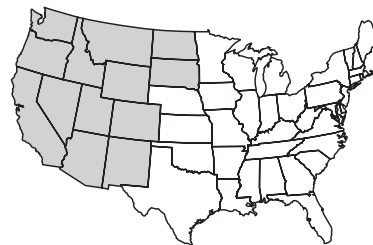
Inwood and the customer, superseding all previous communications regarding the order. **NOTE It is the customer's responsibility to check the acknowledgment for accuracy. Please advise Inwood immediately of any discrepancies.**

changes and cancellations

Because many of our casegood products and all of our seating products are made to order, we must limit customer changes and cancellations. We regret that changes and cancellations are not possible once production has begun. Production normally begins 48 hours after receipt of order. Orders for standard casegood products with in-stock finishes may be cancelled for a 30% restocking fee. Any non-stock finish is considered made to order and cannot be changed or cancelled.

delivery information

Shipments are FOB destination for the 48 contiguous states. Orders are priced by destination zone as listed by state.



zone 1 □

Alabama, Arkansas, Connecticut, Delaware, Florida, Georgia, Illinois, Indiana, Iowa, Kansas, Kentucky, Louisiana, Maine, Maryland, Massachusetts, Michigan, Minnesota, Missouri, Nebraska, New Hampshire, New Jersey, New York, North Carolina, Ohio, Oklahoma, Pennsylvania, Rhode Island, South Carolina, Tennessee, Texas, Virginia, West Virginia and Wisconsin.

zone 2 □

Arizona, California, Colorado, Idaho, Montana, Nevada, New Mexico, North Dakota, Oregon, South Dakota, Utah, Washington and Wyoming.

Orders of less than 500 lbs will be assessed a handling charge of \$100.00 net per order. Inwood reserves the right to select the most appropriate carrier and routing on all shipments. Any charge arising from failure to receive a shipment, rerouting while in transit or carrier storage charges are not included in prices shown and will be billed to the 'sold to' account on the order.

Any order requiring special delivery services will incur additional charges at the time of invoicing. All such requirements must be noted on the purchase order. These are services that are billed to Inwood by the freight company or require the usage of specialized carriers, and not included in the standard price of the product. Examples of such services include:

- **delivery notification or call ahead requests**
\$10 Net Charge
- **inside delivery**
minimum \$100 Net Charge
- **non dock delivery**
minimum \$100 Net Charge
- **weekend delivery (friday after 4:00pm-sunday night)**
minimum \$500 Net Charge
- **residential delivery**
Customer Service may assist you in determining your special delivery requirements and any additional charges that may apply
- **fuel surcharges**
We will continue to do our best to absorb the increased cost from our transportation vendors; however, if the price

of fuel increases above the normal rates, it may require us to pass on the increased costs. We will address this situation with a fuel surcharge rather than a price increase so that we can eliminate it as appropriate.

Contact Customer Service if you are unsure if your order requires one or more of the above services. We will make every attempt to avoid additional charges by giving options on what we can do within our standard delivery prices.

All prepaid shipments by Inwood Office Environments will be on carriers of our choice. If you choose to order product FOB Factory, please specify the carrier you require. Product will ship Freight Collect and Inwood's responsibility will cease upon delivery to the carrier.

order postponements and delivery changes

Changes may be made to delivery address no later than 5 days before the acknowledged ship date of an order. Contact Customer Service for charges which may be incurred for delivery changes within 5 days of the acknowledged ship date. If it becomes necessary to postpone an order after production has begun, the order will be completed, stored and invoiced to the customer with normal terms. Storage fees of \$2.00 per 100 lbs or \$5.00 minimum per day will occur on all orders that are not picked up or released for shipment after 10 working days from the acknowledged ship date.

claim process for merchandise damage/shortage/carrier delay

All products produced by Inwood are carefully inspected and properly packed prior to shipment. All shipments are delivered to the transportation company in good condition. If you receive a shipment that has damage, product shortage, or delivery has been delayed by the carrier, the following steps must be taken:

- Before signing for any merchandise, make notation of all visible damage, shortages, and/or time of truck arrival on the freight bill (bill of lading).
- Contact Inwood Customer Service within 15 calendar days of goods receipt to report issue. Legal title to merchandise passes to the buyer upon acceptance by the carrier. We will work with you to file any necessary claims when reported to us within the 15 day time frame.
- Retain all packing materials/cartons for inspection by the carrier agent.

Failure to make any claims against Inwood Office Environments within 15 days shall constitute acceptance of the merchandise and a waiver of any errors or shortages discovered upon inspection.

repairs and returns

No repairs or returns will be considered without first obtaining our written permission. Such requests must be made in writing within 15 days of the invoice. Authorization must be obtained from Customer Service prior to repairs being made if Inwood is expected to pay these charges. Charges will be approved only after an estimate has been provided. Credit will be issued only after receipt of repair bills.

Made to order items are not returnable. This includes upholstered seating, special items, special finishes, and any non-stock finish. Authorized returns of stock items will be charged a minimum 30% restocking fee. All returns are subject to an attempted pick-up charge of \$200. Please insure that all goods are packed and tagged correctly before calling Inwood for pick up. All RMA's (Return Materials Authorization) will expire within 30 days of notification. Once expired, a new authorization is required for any return. Upon receipt of returned goods, Inwood will inspect and assess responsibility for any defects. If damage of the merchandise was caused by abuse, alteration, or unauthorized repair, we may offer to repair the merchandise for a fee. The final responsibility for determining damage remains with Inwood.

All merchandise must be shipped freight prepaid or we will not accept. All merchandise being returned must be properly packed and protected to insure that no further damage is incurred during transportation back to Inwood.

special construction agreement

When requested that Inwood Office Environments Inc. modify, change or alter its standard product in order to meet the specific needs of Customer, Inwood shall exercise its best efforts to modify its standard product to incorporate the modifications and changes requested by Customer. Inwood Office Environments disclaims any warranty with respect to the modifications or changes requested by Customer and its standard warranty shall not apply to said modifications or changes. Customer shall have no right to rescind its order of this product after production of the product has begun. Customer assumes the risk of the use of Inwood Office Environments product containing the modifications or changes requested by Customer. In no event shall the product containing the modifications or changes requested by Customer be returnable to Inwood Office Environments.

replacement parts

Contact Inwood Customer Service for item numbers and pricing on replacement parts.

dimensions

All dimensions referenced in this book are nominal.

terms

1% 15 days, 30 days net.

Payments are accepted in US Dollars. Payment is also accepted by Visa & Mastercard credit cards, and is posted prior to shipment.

When payment is made with a credit card, no additional discounts may be taken.



Prices are effective with the date printed on this price list and supersede all other prices. Orders are accepted at the price in effect on the date the order is received. Possession of this price list does not constitute an offer to sell. Inwood sells to authorized and approved dealers only. Any or all prices, product, and line art are subject to change without notification. Internet or software packages, which support the sale of Inwood products, furnished to the customer either by Inwood or any other source are superseded by revised price lists.

minimum order

\$10 US Dollars list price.

standard special upcharges

Inwood Office Environments provides the following standard special modifications to its product. Simply specify the request and add the associated price to list.

to make standard top size shorter or narrower	\$248
to change file drawer pedestal in desks, credenzas and modular cabinets to box drawers	\$218
to change 2 box drawers in desk to file drawer	\$140
to change position of file drawer in desks	\$106
to add locks where not standard	
- box, file drawer or center drawer	\$56
- hinged door, single	\$56
- hinged door, double	\$58
to key items alike from factory per unit	\$31
to add extra lock per set (including set of keys)	\$21
extra set of keys (two)	\$21
to add grommets in any special location	\$128
to move standard placement of grommet on unit	\$56
grommets (cover only)	\$21
to add extra shelf for bookcase	\$77
to make shelves solid wood (per shelf)	\$23
for typing height return	\$197
for non-standard Inwood pulls	
(to change to another series per unit)	\$71
special finishes (6 item minimum)	
- non-Inwood finishes	20%
- standard Inwood finishes	15%

general information	page 2
muse	page 4
progeny	page 38
trek	page 92
ovation/bravo	page 124
dlh pointman	page 190
ebb	page 202
pilot	page 224
ashton	page 234
oxford	page 268
monticello/empire	page 286
magnus	page 318
presentation and conference	
storage units	page 336
base specifier	page 344
table tops	page 348
table bases	page 354
computer and electronic accessories	page 360
seating	page 366

product warranty

Inwood Office Environments warrants its products to be free from defects in materials and workmanship given normal use and proper care, for a period of ten (10) years of single shift service.

Specific components are warranted to be free from defects in materials and workmanship for the following periods of time from the date of initial shipment:

electrical components	two (2) years
pneumatic cylinders	three (3) years
control mechanisms	three (3) years
casters	three (3) years

Fabrics will be covered only by the warranty of the original manufacturer.

Inwood tenders this warranty only to original purchasers acquiring our products through those parties specifically authorized by Inwood to sell our products. Repair and/or replacement, at our option, will be made on any part or parts found to be defective within the terms of the warranty. The warranty shall not include any labor or shipping costs for replacement of any such parts or materials.

This warranty does not cover

- Damage(s) caused by a transportation company
- Damage(s) resulting from user modification, alterations, misuse, abuse or negligent use of our product
- Damage(s), defect(s), or product failure(s) due to customers request for modifications to product design, product dimensions, product arrangement or normal product specifications
- Natural variations in color, grain, or texture of wood and other covering materials over which Inwood has no control
- Wearing or cuts to covering materials
- Customer's Own Materials (COM)

Inwood does not make any other warranties except as expressly set forth above, either expressed or implied, including any warranty of merchantability or fitness for any particular purpose. Inwood shall not be liable for consequential or incidental damages under this warranty.

Further, Inwood makes no warranties, expressed or implied, for improper assembly and/or installation of its products.

order procedure

Inwood does not accept orders verbally. Orders may be faxed, e-mailed or mailed directly to:

Inwood Office Environments
PO Box 646
Jasper, IN 47546
Fax: 812.482.9732
E-mail: inwood@inwood.net

All orders from authorized & credit-approved Inwood Office Environments dealers must be in writing and must include the following information:

- Date
- Purchase Order Number
- Bill to Address
- Ship to Address
- Special Shipping Instructions (delivery notification, special ship dates, ship complete or split shipments, and tags if applicable)
- Complete Model Numbers (include finish & fabric numbers)
- Net Price
- Requested Delivery Date (if applicable)

order confirmation

All complete orders will be entered and acknowledged promptly with approximate shipping date(s), transit times, and other pertinent information. This acknowledgement is the final agreement between

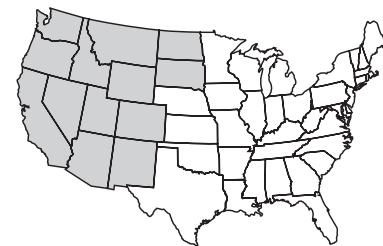
Inwood and the customer, superseding all previous communications regarding the order. **NOTE: It is the customer's responsibility to check the acknowledgment for accuracy. Please advise Inwood immediately of any discrepancies.**

changes and cancellations

Because many of our casegood products and all of our seating products are made to order, we must limit customer changes and cancellations. We regret that changes and cancellations are not possible once production has begun. Production normally begins 48 hours after receipt of order. Orders for standard casegood products with in-stock finishes may be cancelled for a 30% restocking fee. Any non-stock finish is considered made to order and cannot be changed or cancelled.

delivery information

Shipments are FOB destination for the 48 contiguous states. Orders are priced by destination zone as listed by state.



zone 1 □
Alabama, Arkansas, Connecticut, Delaware, Florida, Georgia, Illinois, Indiana, Iowa, Kansas, Kentucky, Louisiana, Maine, Maryland, Massachusetts, Michigan, Minnesota, Missouri, Nebraska, New Hampshire, New Jersey, New York, North Carolina, Ohio, Oklahoma, Pennsylvania, Rhode Island, South Carolina, Tennessee, Texas, Virginia, West Virginia and Wisconsin.

zone 2 □
Arizona, California, Colorado, Idaho, Montana, Nevada, New Mexico, North Dakota, Oregon, South Dakota, Utah, Washington and Wyoming.

Orders of less than 500 lbs will be assessed a handling charge of \$100.00 net per order. Inwood reserves the right to select the most appropriate carrier and routing on all shipments. Any charge arising from failure to receive a shipment, rerouting while in transit or carrier storage charges are not included in prices shown and will be billed to the 'sold to' account on the order.

Any order requiring special delivery services will incur additional charges at the time of invoicing. All such requirements must be noted on the purchase order. These are services that are billed to Inwood by the freight company or require the usage of specialized carriers, and not included in the standard price of the product. Examples of such services include:

- **delivery notification or call ahead requests**
\$10 Net Charge
- **inside delivery**
minimum \$100 Net Charge
- **non dock delivery**
minimum \$100 Net Charge
- **weekend delivery (friday after 4:00pm-sunday night)**
minimum \$500 Net Charge
- **residential delivery**
Customer Service may assist you in determining your special delivery requirements and any additional charges that may apply
- **fuel surcharges**
We will continue to do our best to absorb the increased cost from our transportation vendors; however, if the price

of fuel increases above the normal rates, it may require us to pass on the increased costs. We will address this situation with a fuel surcharge rather than a price increase so that we can eliminate it as appropriate.

Contact Customer Service if you are unsure if your order requires one or more of the above services. We will make every attempt to avoid additional charges by giving options on what we can do within our standard delivery prices.

All prepaid shipments by Inwood Office Environments will be on carriers of our choice. If you choose to order product FOB Factory, please specify the carrier you require. Product will ship Freight Collect and Inwood's responsibility will cease upon delivery to the carrier.

order postponements and delivery changes

Changes may be made to delivery address no later than 5 days before the acknowledged ship date of an order. Contact Customer Service for charges which may be incurred for delivery changes within 5 days of the acknowledged ship date. If it becomes necessary to postpone an order after production has begun, the order will be completed, stored and invoiced to the customer with normal terms. Storage fees of \$2.00 per 100 lbs or \$5.00 minimum per day will occur on all orders that are not picked up or released for shipment after 10 working days from the acknowledged ship date.

claim process for merchandise damage/shortage/carrier delay

All products produced by Inwood are carefully inspected and properly packed prior to shipment. All shipments are delivered to the transportation company in good condition. If you receive a shipment that has damage, product shortage, or delivery has been delayed by the carrier, the following steps must be taken:

- Before signing for any merchandise, make notation of all visible damage, shortages, and/or time of truck arrival on the freight bill (bill of lading).
- Contact Inwood Customer Service within 15 calendar days of goods receipt to report issue. Legal title to merchandise passes to the buyer upon acceptance by the carrier. We will work with you to file any necessary claims when reported to us within the 15 day time frame.
- Retain all packing materials/cartons for inspection by the carrier agent.

Failure to make any claims against Inwood Office Environments within 15 days shall constitute acceptance of the merchandise and a waiver of any errors or shortages discovered upon inspection.

repairs and returns

No repairs or returns will be considered without first obtaining our written permission. Such requests must be made in writing within 15 days of the invoice. Authorization must be obtained from Customer Service prior to repairs being made if Inwood is expected to pay these charges. Charges will be approved only after an estimate has been provided. Credit will be issued only after receipt of repair bills.

Made to order items are not returnable. This includes upholstered seating, special items, special finishes, and any non-stock finish. Authorized returns of stock items will be charged a minimum 30% restocking fee. All returns are subject to an attempted pick-up charge of \$200. Please insure that all goods are packed and tagged correctly before calling Inwood for pick up. All RMA's (Return Materials Authorization) will expire within 30 days of notification. Once expired, a new authorization is required for any return. Upon receipt of returned goods, Inwood will inspect and assess responsibility for any defects. If damage of the merchandise was caused by abuse, alteration, or unauthorized repair, we may offer to repair the merchandise for a fee. The final responsibility for determining damage remains with Inwood.

All merchandise must be shipped freight prepaid or we will not accept. All merchandise being returned must be properly packed and protected to insure that no further damage is incurred during transportation back to Inwood.

special construction agreement

When requested that Inwood Office environments Inc. modify, change or alter its standard product in order to meet the specific needs of Customer, Inwood shall exercise its best efforts to modify its standard product to incorporate the modifications and changes requested by Customer. Inwood Office Environments disclaims any warranty with respect to the modifications or changes requested by Customer and its standard warranty shall not apply to said modifications or changes. Customer shall have no right to rescind its order of this product after production of the product has begun. Customer assumes the risk of the use of Inwood Office environments product containing the modifications or changes requested by Customer. In no event shall the product containing the modifications or changes requested by Customer be returnable to Inwood Office environments.

replacement parts

Contact Inwood Customer Service for item numbers and pricing on replacement parts.

dimensions

All dimensions referenced in this book are nominal.

terms

1% 15 days, 30 days net.

Payments are accepted in US Dollars. Payment is also accepted by Visa & Mastercard credit cards, and is posted prior to shipment.

When payment is made with a credit card, no additional discounts may be taken.



Prices are effective with the date printed on this price list and supersede all other prices. Orders are accepted at the price in effect on the date the order is received. Possession of this price list does not constitute an offer to sell. Inwood sells to authorized and approved dealers only. Any or all prices, product, and line art are subject to change without notification. Internet or software packages, which support the sale of Inwood products, furnished to the customer either by Inwood or any other source are superseded by revised price lists.

minimum order

\$10 US Dollars list price.

standard special upcharges

Inwood Office environments provides the following standard special modifications to its product. Simply specify the request and add the associated price to list.

to make standard top size shorter or narrower	\$248
to change file drawer pedestal in desks, credenzas and modular cabinets to box drawers	\$218
to change 2 box drawers in desk to file drawer	\$140
to change position of file drawer in desks	\$106
to add locks where not standard	
- box, file drawer or center drawer	\$56
- hinged door, single	\$56
- hinged door, double	\$58
to key items alike from factory per unit	\$31
to add extra lock per set (including set of keys)	\$21
extra set of keys (two)	\$21
to add grommets in any special location	\$128
to move standard placement of grommet on unit	\$56
grommets (cover only)	\$21
to add extra shelf for bookcase	\$77
to make shelves solid wood (per shelf)	\$23
for typing height return	\$197
for non-standard Inwood pulls (to change to another series per unit)	\$71
special finishes (6 item minimum)	
- non-Inwood finishes	20%
- standard Inwood finishes	15%



muse 2700 series specifications

materials:

All wood is thoroughly air and kiln dried to a moisture content not to exceed 8% at the time of assembly.

veneers:

All exposed surfaces are rotary sliced Birch. Veneers are carefully slip-matched and balanced. All drawer fronts, doors, end panels, and modesty panels are vertical grain.

top work surfaces:

Wood veneer tops are 1 1/16" thick, 3-ply construction; consisting of 1/40" thick Birch veneer work surface and a Gator-ply backing. Laminate tops are 1 1/16" thick, 3-ply construction consisting of high pressure laminate work surface and a Gator-ply backing. The top core material is a 45 lb medium density fiberboard, with a reversed softened edge. Edge detail on all four sides of the work surface.

modesty panels:

Suspended by 2, 1/4" - 1/2" CR Flat metal brackets, 1/2" thick, 3-ply construction with a vertical veneer on exposed surfaces and a 45 lb density particle board core.

construction:

Uses a mortise and tenon and glue to join pedestal sides and back. All joints are reinforced with glue blocks. All pedestals have box drawer, file drawer, with an aluminum finish pull standard. Each pedestal has a lock and is keyed alike.

drawers:

Drawer fronts are 3/4" thick, 3-ply construction with vertical slip-matched veneer. Drawer edges are squared with matching maple veneer tape on all edges. All drawer sides and backs are plywood, dovetailed front and back with 3-ply drawer bottoms. Drawer bottoms are framed on four sides and stapled from the bottom side. Drawer interiors are finished with a clear coat sealer to prevent swelling or shrinkage. Box drawers have a high grade Sterling metal ball-bearing drawer suspension. File drawers have a high grade Sterling metal ball bearing full progressive suspension and are equipped with metal rods for hanging file folders. All drawers have smooth quiet operation.

NOTE: Optional center drawers available.

legs:

14 Gauge Steel with powder coat finish and leg levelers

locking:

Each pedestal has its own lock and is keyed alike on each unit. Each unit is equipped with two keys. Units may be keyed alike in groups (per office, if requested) for an additional charge of \$31 list per unit.

finish:

All Inwood finishes are catalyzed varnish finish. Our multi-step satin finishes leave an open grain natural look to the furniture. Available in following finishes (MB) Mocha, (NB) Natural Birch, (CB) Cherry on Birch

Durasyn is a tinted painted finish with post-catalyzed varnish and acid cured topcoats formulated for superior performance on MDF. Durasyn offers superior scratch, mar, chemical and moisture resistance properties. Durasyn has been enhanced with UV absorbers to further increase UV protection.

instructions for muse product are available online and within product cartons

online instructions

Inwood Office Environments makes available product instructions for 2700 series Muse office furniture. Please visit inwood.net and click the instructions link to review the downloadable PDF documents. Any issues? Assistance is only a phone call away. Call 1-800-786-6121 or 1-812-482-6121 for Inwood customer service. Our customer service representatives can talk you through most issues. Need professional service? We would be happy to suggest an authorized dealer or service technician within your area.


pdf instruction documents for muse 2700 series product

Please see the link "[Muse_2700_Instructions](#)" for all available Muse product instructions.


muse

desks

letter
side to side

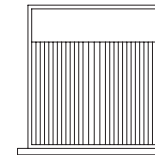


legal
side to side

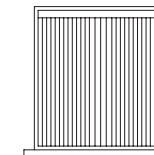


returns and credenzas

letter
side to side

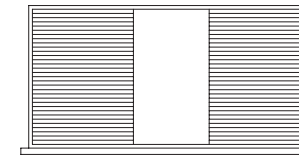


legal
side to side

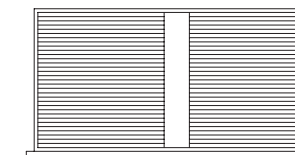


lateral files

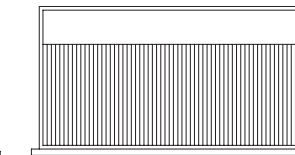
letter
front to back




legal
front to back



letter
side to side













legal
side to side



FBT2784-MB-CB-MB-P








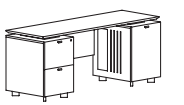

unit identification (type) & top dimension - chassis finish - finish of drawer fronts - top finish - top material

	model number	description	d	w	h	freight	list \$ zone 1	list \$ zone 2
	FBT2784 - _ - _ - - -	bow front double pedestal desk	44	84	29	class 125 cwt 425 lb cu ft 51	4,057	4,383
	FBT2784-L - _ - _ - - - - -	bow front double pedestal desk with legs	44	84	29	class 125 cwt 355 lb cu ft 46	4,181	4,515
	F2772 - _ - _ - _ - - -	double pedestal desk	38	76	29	class 125 cwt 410 lb cu ft 39	3,875	4,185
	F2772-L - _ - _ - _ - - -	double pedestal desk with legs	38	76	29	class 125 cwt 385 lb cu ft 40	3,936	4,251
	F2766 - _ - _ - _ - - -	double pedestal desk	38	70	29	class 125 cwt 415 lb cu ft 42	3,820	4,125
	F2766-L - _ - _ - _ - - -	double pedestal desk with legs	38	70	29	class 125 cwt 388 lb cu ft 36	3,929	4,243
	F276630 - _ - _ - _ - - -	double pedestal desk	32	70	29	class 125 cwt 320 lb cu ft 37	3,296	3,559
	T2772-L - _ - _ - _ - - -	table desk	36	72	29	class 125 cwt 140 lb cu ft 17	3,109	3,358
	T-2766-L - _ - _ - _ - - -	table desk	36	66	29	class 125 cwt 135 lb cu ft 17	3,061	3306

top	P laminate top W veneer top	muse feet, legs, support bar extrusion, wire management trough and pulls feature a standard anodized aluminum finish
edge		

muse | **2700 series** | laminate top, veneer chassis, veneer or durasyn drawer fronts
| veneer top, veneer chassis, veneer or durasyn drawer fronts
| laminate top, durasyn chassis, veneer or durasyn drawer fronts
| veneer top, durasyn chassis, veneer or durasyn drawer fronts


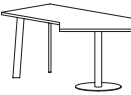
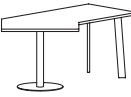


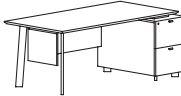

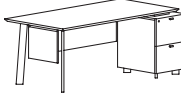



	model number	description	d	w	h	freight	list \$ zone 1	list \$ zone 2
	T277224-L - _ - _ - - -	table desk	23	72	29	class 125 cwt 150 lb cu ft 7	2,769	2,991
	T276624-L - _ - _ - - -	table desk	23	66	29	class 125 cwt 100 lb cu ft 7	2,755	2,975
	CR2772 - _ - _ - _ - - -	kneespace credenza left and right file/file pedestals	24	72	29	class 125 cwt 290 lb cu ft 25	3,010	3,251
	CR2766 - _ - _ - _ - - -	kneespace credenza left and right file/file pedestals	24	66	29	class 125 cwt 280 lb cu ft 25	2,960	3,197
	CR2772D - _ - _ - _ - - -	storage credenza left and right file/file pedestals double hinged door center with adjustable shelf	24	72	29	class 125 cwt 385 lb cu ft 35	3,623	3,913
	CR2766D - _ - _ - _ - - -	storage credenza left and right file/file pedestals double hinged door center with adjustable shelf	24	66	29	class 125 cwt 365 lb cu ft 34	3,525	3,807
	CR2772L-C - _ - _ - - - - -	kneespace credenza right file/file pedestal left cpu pedestal	24	72	29	class 125 cwt 268 lb cu ft 24	2,857	3,085
	CR2772R-C - _ - _ - - - - -	kneespace credenza left file/file pedestal right cpu pedestal	24	72	29	class 125 cwt 268 lb cu ft 24	2,857	3,085
	CR2766L-C - _ - _ - - - - -	kneespace credenza right file/file pedestal left cpu pedestal	24	66	29	class 125 cwt 258 lb cu ft 23	2,828	3,054

laminates tops only	MB-P mocha laminate NB-P natural birch laminate CB-P cherry on birch laminate EW-P eggshell white laminate	veneer tops only	MB-W mocha on birch veneer NB-W natural on birch veneer CB-W cherry on birch veneer
veneer chassis and fronts only	MB mocha on birch veneer NB natural on birch veneer CB cherry on birch veneer	EW eggshell white durasyn	

FBT2784-MB-CB-MB-P

unit identification (type) & top dimension - **chassis finish** - **finish of drawer fronts** - **top finish** - **top material**

	model number	description	d	w	h	freight	list \$ zone 1	list \$ zone 2
	CR2766R-C- - - - - - - - -	kneespace credenza left file/file pedestal right cpu pedestal	24	66	29	class 125 cwt 258 lb cu ft 23	2,828	3,054
	E2772R- - - - - - - - -	extension top with legs and pedestal base	30-42	72	29	class 125 cwt 125 lb cu ft 16	2,565	2,770
	E2772L- - - - - - - - -	extension top with legs and pedestal base	30-42	72	29	class 125 cwt 125 lb cu ft 16	2,565	2,770
	EM2772R- - - - - - - - -	extension top with pedestal base for attachment to another unit	30-42	72	29	class 125 cwt 105 lb cu ft 14	2,039	2,205
	EM2772L- - - - - - - - -	extension top with pedestal base for attachment to another unit	30-42	72	29	class 125 cwt 105 lb cu ft 14	2,039	2,205
	D2772R- - - - - - - - -	single pedestal desk right file/file pedestal	38	74	29	class 125 cwt 318 lb cu ft 32	3,522	3,802
	D2772L- - - - - - - - -	single pedestal desk left file/file pedestal	38	74	29	class 125 cwt 318 lb cu ft 32	3,522	3,802
	D2772R-L- - - - - - - - -	single pedestal desk right file/file/leg pedestal	38	74	29	class 125 cwt 288 lb cu ft 31	3,875	4,185
	D2772L-L- - - - - - - - -	single pedestal desk left file/file/leg pedestal	38	74	29	class 125 cwt 288 lb cu ft 31	3,875	4,185

top

P laminate top
W veneer top

muse

feet, legs, support bar extrusion, wire management trough and pulls feature a standard anodized aluminum finish

edge

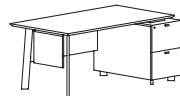



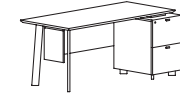






muse

| 2700 series

| laminate top, veneer chassis, veneer or durasyn drawer fronts
| veneer top, veneer chassis, veneer or durasyn drawer fronts
| laminate top, durasyn chassis, veneer or durasyn drawer fronts
| veneer top, durasyn chassis, veneer or durasyn drawer fronts



	model number	description	d	w	h	freight	list \$ zone 1	list \$ zone 2
	D2766R- - - - - - - - -	single pedestal desk right file/file pedestal	38	68	29	class 125 cwt 308 lb cu ft 32	3,495	3,775
	D2766L- - - - - - - - -	single pedestal desk left file/file pedestal	38	68	29	class 125 cwt 308 lb cu ft 32	3,495	3,775
	D2766R-L- - - - - - - - -	single pedestal desk right file/file/leg pedestal	38	68	29	class 125 cwt 263 lb cu ft 23	3,533	3,816
	D2766L-L- - - - - - - - -	single pedestal desk left file/file/leg pedestal	38	68	29	class 125 cwt 263 lb cu ft 23	3,533	3,816
	D276630R- - - - - - - - -	single pedestal desk right file/file pedestal	32	68	29	class 125 cwt 238 lb cu ft 28	3,170	3,424
	D276630L- - - - - - - - -	single pedestal desk left file/file pedestal	32	68	29	class 125 cwt 238 lb cu ft 28	3,170	3,424
	R2748R- - - - - - - - -	single pedestal return right box/box/file pedestal	24	48	29	class 125 cwt 173 lb cu ft 19	1,883	2,035
	R2748L- - - - - - - - -	single pedestal return left box/box/file pedestal	24	48	29	class 125 cwt 173 lb cu ft 19	1,883	2,035
	R2748R-LN- - - - - - - - -	right return no pedestal legs only	23	48	29	class 125 cwt 100 cu ft 19	1,133	1,224

laminate
tops only

MB-P mocha laminate
NB-P natural birch laminate
CB-P cherry on birch laminate
EW-P eggshell white laminate

veneer
tops only

MB-W mocha on birch veneer
NB-W natural on birch veneer
CB-W cherry on birch veneer



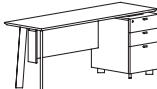




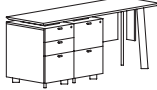
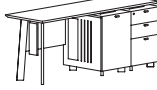
veneer or durasyn
chassis and fronts only

MB mocha on birch veneer
NB natural on birch veneer
CB cherry on birch veneer


EW eggshell white durasyn

FBT2784-MB-CB-MB-P

unit identification (type) & top dimension - chassis finish - finish of drawer fronts - top finish - top material

	model number	description	d	w	h	freight	list \$ zone 1	list \$ zone 2
	R2748L-LN - - - - - - - -	left return no pedestals legs only	23	48	29	class 125 cwt 100 lb cu ft 19	1,133	1,224
	B2748 - - - - - - - - -	bridge open kneespace	23	48	29	class 85 cwt 80 lb cu ft 4	925	999
	C2772R - - - - - - - - -	single pedestal credenza right box/box/file pedestal	24	72	29	class 125 cwt 233 lb cu ft 28	2,941	3,176
	C2772L - - - - - - - - -	single pedestal credenza left box/box/file pedestal	24	72	29	class 125 cwt 233 lb cu ft 28	2,941	3,176
	C2772R-2F - - - - - - - -	single pedestal credenza right lateral file pedestal	24	72	29	class 125 cwt 278 lb cu ft 36	3,105	3,353
	C2772L-2F - - - - - - - -	single pedestal credenza left lateral file pedestal	24	72	29	class 125 cwt 278 lb cu ft 36	3,105	3,353
	C2772R-5D - - - - - - - -	single pedestal credenza right multi-file pedestal	24	72	29	class 125 cwt 313 lb cu ft 28	3,908	4,221
	C2772L-5D - - - - - - - -	single pedestal credenza left multi-file pedestal	24	72	29	class 125 cwt 313 lb cu ft 28	3,908	4,221
	C2772R-4D - - - - - - - -	single pedestal credenza right box/box/file/cpu pedestal	24	72	29	class 125 cwt 313 lb cu ft 28	3,753	4,161


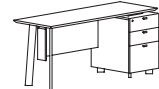



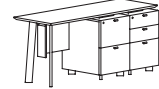

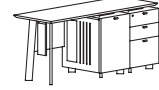

top P laminate top
W veneer top

edge 

muse feet, legs, support bar extrusion, wire management trough and pulls feature a standard anodized aluminum finish

muse | **2700 series** | laminate top, veneer chassis, veneer or durasyn drawer fronts
| veneer top, veneer chassis, veneer or durasyn drawer fronts
| laminate top, durasyn chassis, veneer or durasyn drawer fronts
| veneer top, durasyn chassis, veneer or durasyn drawer fronts



	model number	description	d	w	h	freight	list \$ zone 1	list \$ zone 2
	C2772L-4D - - - - - - - -	single pedestal credenza left box/box/file/cpu pedestal	24	72	29	class 125 cwt 313 lb cu ft 28	3,753	4,161
	C2766R - - - - - - - - -	single pedestal credenza right box/box/file pedestal	24	66	29	class 125 cwt 223 lb cu ft 18	2,935	3,169
	C2766L - - - - - - - - -	single pedestal credenza left box/box/file pedestal	24	66	29	class 125 cwt 223 lb cu ft 18	2,935	3,169
	C2766R-2F - - - - - - - -	single pedestal credenza right lateral file pedestal	24	66	29	class 125 cwt 278 lb cu ft 22	3,068	3,313
	C2766L-2F - - - - - - - -	single pedestal credenza left lateral file pedestal	24	66	29	class 125 cwt 278 lb cu ft 22	3,068	3,313
	C2766R-5D - - - - - - - -	single pedestal credenza right multi-file pedestal	24	66	29	class 125 cwt 308 lb cu ft 27	3,897	4,209
	C2766L-5D - - - - - - - -	single pedestal credenza left multi-file pedestal	24	66	29	class 125 cwt 308 lb cu ft 27	3,897	4,209
	C2766R-4D - - - - - - - -	single pedestal credenza right box/box/file/cpu pedestal	24	66	29	class 125 cwt 308 lb cu ft 27	3,745	4,045
	C2766L-4D - - - - - - - -	single pedestal credenza left box/box/file/cpu pedestal	24	66	29	class 125 cwt 308 lb cu ft 27	3,745	4,045

laminates tops only
MB-P mocha laminate
NB-P natural birch laminate
CB-P cherry on birch laminate
EW-P eggshell white laminate

veneers tops only
MB-W mocha on birch veneer
NB-W natural on birch veneer
CB-W cherry on birch veneer

veneers or durasyn chassis and fronts only
MB mocha on birch veneer
NB natural on birch veneer
CB cherry on birch veneer
EW eggshell white durasyn

FBT2784-MB-CB-MB-P

unit identification (type) & top dimension - chassis finish - finish of drawer fronts - top finish - top material

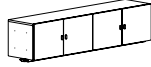
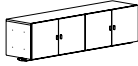
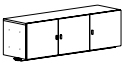
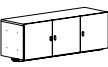

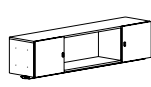

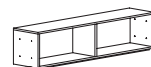
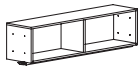
muse

| 2700 series

| laminate top, veneer chassis, veneer or durasyn drawer fronts
| veneer top, veneer chassis, veneer or durasyn drawer fronts
| laminate top, durasyn chassis, veneer or durasyn drawer fronts
| veneer top, durasyn chassis, veneer or durasyn drawer fronts



muse
2700

	model number	description	d	w	h	freight	list \$ zone 1	list \$ zone 2
	CHU2772 - _ - _	72" wide case hung overhead 4 wood doors <i>CASE HUNG OVERHEAD UNITS ARE TO BE USED IN CONJUNCTION WITH CASE TOWERS, END PANELS OR HUTCHES: NOT FOR DIRECT APPLICATION TO WALLS.</i>	16	72	17	class 125 cwt 125 lb cu ft 16	1,330	1,436
	CHU2766 - _ - _	66" wide case hung overhead 4 wood doors <i>CASE HUNG OVERHEAD UNITS ARE TO BE USED IN CONJUNCTION WITH CASE TOWERS, END PANELS OR HUTCHES: NOT FOR DIRECT APPLICATION TO WALLS.</i>	16	66	17	class 125 cwt 115 lb cu ft 15	1,165	1,258
	CHU2754 - _ - _	54" wide case hung overhead 3 wood doors <i>CASE HUNG OVERHEAD UNITS ARE TO BE USED IN CONJUNCTION WITH CASE TOWERS, END PANELS OR HUTCHES: NOT FOR DIRECT APPLICATION TO WALLS.</i>	16	54	17	class 125 cwt 105 cu ft 14	979	1,057
	CHU2748 - _ - _	48" wide case hung overhead 3 wood doors <i>CASE HUNG OVERHEAD UNITS ARE TO BE USED IN CONJUNCTION WITH CASE TOWERS, END PANELS OR HUTCHES: NOT FOR DIRECT APPLICATION TO WALLS.</i>	16	48	17	class 125 cwt 105 cu ft 14	886	957
	CHU2736 - _ - _	36" wide case hung overhead 2 wood doors <i>CASE HUNG OVERHEAD UNITS ARE TO BE USED IN CONJUNCTION WITH CASE TOWERS, END PANELS OR HUTCHES: NOT FOR DIRECT APPLICATION TO WALLS.</i>	16	36	17	class 125 cwt 90 cu ft 12	645	697
	CHD2772 - _ - _	72" wide case hung overhead 2 wood doors open in the middle <i>CASE HUNG OVERHEAD UNITS ARE TO BE USED IN CONJUNCTION WITH CASE TOWERS, END PANELS OR HUTCHES: NOT FOR DIRECT APPLICATION TO WALLS.</i>	16	72	17	class 125 cwt 120 lb cu ft 16	1,145	1,237
	CHD2766 - _ - _	66" wide case hung overhead 2 wood doors open in the middle <i>CASE HUNG OVERHEAD UNITS ARE TO BE USED IN CONJUNCTION WITH CASE TOWERS, END PANELS OR HUTCHES: NOT FOR DIRECT APPLICATION TO WALLS.</i>	16	66	17	class 125 cwt 110 lb cu ft 15	1,003	1,083
	CHO2772 - _	72" wide case hung overhead open <i>CASE HUNG OVERHEAD UNITS ARE TO BE USED IN CONJUNCTION WITH CASE TOWERS, END PANELS OR HUTCHES: NOT FOR DIRECT APPLICATION TO WALLS.</i>	16	72	17	class 125 cwt 115 lb cu ft 16	989	1,068
	CHO2766 - _	66" wide case hung overhead open <i>CASE HUNG OVERHEAD UNITS ARE TO BE USED IN CONJUNCTION WITH CASE TOWERS, END PANELS OR HUTCHES: NOT FOR DIRECT APPLICATION TO WALLS.</i>	16	66	17	class 125 cwt 105 lb cu ft 15	853	921

top
P laminate top
W veneer top

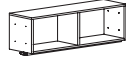
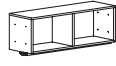
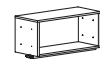
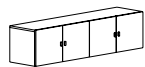
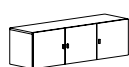
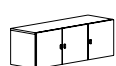
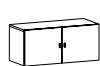
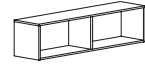
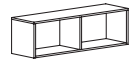
muse feet, legs, support bar extrusion, wire management trough and pulls feature a standard anodized aluminum finish

edge



translucent cast acrylic overhead doors in place of wood doors
- 2 doors, \$45 list upcharge
- 3-4 doors, \$60 list upcharge

muse
2700

	model number	description	d	w	h	freight	list \$ zone 1	list \$ zone 2
	CHO2754 - _	54" wide case hung overhead open <i>CASE HUNG OVERHEAD UNITS ARE TO BE USED IN CONJUNCTION WITH CASE TOWERS, END PANELS OR HUTCHES: NOT FOR DIRECT APPLICATION TO WALLS.</i>	16	54	17	class 125 cwt 75 lb cu ft 10	505	545
	CHO2748 - _	48" wide case hung overhead open <i>CASE HUNG OVERHEAD UNITS ARE TO BE USED IN CONJUNCTION WITH CASE TOWERS, END PANELS OR HUTCHES: NOT FOR DIRECT APPLICATION TO WALLS.</i>	16	48	17	class 125 cwt 75 lb cu ft 10	448	485
	CHO2736 - _	36" wide case hung overhead open <i>CASE HUNG OVERHEAD UNITS ARE TO BE USED IN CONJUNCTION WITH CASE TOWERS, END PANELS OR HUTCHES: NOT FOR DIRECT APPLICATION TO WALLS.</i>	16	36	17	class 125 cwt 50 lb cu ft 8	336	363
	WH2766 - _ - _	66" wide wall hung overhead 4 wood doors	16	66	16	class 125 cwt 115 lb cu ft 13	929	1,003
	WH2754 - _ - _	54" wide wall hung overhead 3 wood doors	16	54	16	class 125 cwt 105 cu ft 14	777	839
	WH2748 - _ - _	48" wide wall hung overhead 3 wood doors	16	48	16	class 125 cwt 85 lb cu ft 10	717	774
	WH2736 - _ - _	36" wide wall hung overhead 2 wood doors	16	36	16	class 125 cwt 65 lb cu ft 8	574	620
	WHO2766 - _	66" wide wall hung overhead open	16	66	16	class 125 cwt 105 lb cu ft 13	813	878
	WHO2754 - _	54" wide wall hung overhead open	16	54	16	class 125 cwt 75 cu ft 10	712	769

laminate tops only
MB-P mocha laminate
NB-P natural birch laminate
CB-P cherry on birch laminate
EW-P eggshell white laminate

veneer tops only
MB-W mocha on birch veneer
NB-W natural on birch veneer
CB-W cherry on birch veneer

veneer or durasyn chassis and fronts only
MB mocha on birch veneer
NB natural on birch veneer
CB cherry on birch veneer
EW eggshell white durasyn

FBT2784-MB-CB-MB-P

unit identification (type) & top dimension - chassis finish - finish of drawer fronts - top finish - top material

muse

| 2700 series

| laminate top, veneer chassis, veneer or durasyn drawer fronts
| veneer top, veneer chassis, veneer or durasyn drawer fronts
| laminate top, durasyn chassis, veneer or durasyn drawer fronts
| veneer top, durasyn chassis, veneer or durasyn drawer fronts



muse
2700

	model number	description	d	w	h	freight	list \$ zone 1	list \$ zone 2
	WHO2748 - _	48" wide wall hung overhead open	16	48	16	class 125 cwt 70 lb cu ft 10	633	685
	WHO2736 - _	36" wide wall hung overhead open	16	36	16	class 125 cwt 50 lb cu ft 8	510	551
	USO72 - _ - _	72" wide underside paper organizer <i>AVAILABLE ONLY ON CASE HUNG UNITS. FACTORILY INSTALLED.</i>	15	72	4	class 125 cwt 15 lb cu ft 4	389	420
	USO66 - _ - _	66" wide underside paper organizer <i>AVAILABLE ONLY ON CASE HUNG UNITS. FACTORILY INSTALLED.</i>	15	66	4	class 125 cwt 15 lb cu ft 4	367	396
	EP2772 - _	24" d x 72" h case end panel <i>USED TO MOUNT CASE HUNG OVERHEAD UNITS WHEN NOT USING CASE TOWER FOR SUPPORT.</i>	24	1.25	72	class 125 cwt 65 lb cu ft 3	379	409
	CT2772-BC - _	case tower open bookcase <i>SOLID WOOD SHELVES \$23 EACH</i>	16	17.25	72	class 125 cwt 200 lb cu ft 29	1,217	1,314
	CT2772-BC2F - _ - _ - _	case tower open bookcase above file/file below <i>SOLID WOOD SHELVES \$23 EACH</i>	24	18	72	class 125 cwt 230 lb cu ft 29	1,613	1,742
	CT2772R-HW2F - _ - _ - _ - _	case tower right hinge door cabinet above file/file below	24	18	72	class 125 cwt 240 lb cu ft 29	1,849	1,997
	CT2772L-HW2F - _ - _ - _ - _	case tower left hinge door cabinet above file/file below	24	18	72	class 125 cwt 240 lb cu ft 29	1,849	1,997

top P laminate top
W veneer top
muse feet, legs, support bar extrusion, wire management trough and pulls feature a standard anodized aluminum finish

edge



muse
2700

	model number	description	d	w	h	freight	list \$ zone 1	list \$ zone 2
	CT2772R-WD - _ - _ - _	case tower right hinge wardrobe	24	18	72	class 125 cwt 200 lb cu ft 29	1,514	1,635
	CT2772L-WD - _ - _ - _	case tower left hinge wardrobe	24	18	72	class 125 cwt 200 lb cu ft 29	1,514	1,635
	CT2772-HWHW - _ - _ - _	case tower hinge doors above hinge doors below	24	36	72	class 125 cwt 285 lb cu ft 42	3,804	4,108
	CT2772-HW2F - _ - _ - _	case tower hinge doors above lateral file below	24	36	72	class 125 cwt 285 lb cu ft 42	4,250	4,508
	CT2772-WD - _ - _ - _	case tower wardrobe	24	36	72	class 125 cwt 285 lb cu ft 42	2,999	3,239
	CT2772-AV2F - _ - _ - _	case tower av access hinge doors above lateral file below	24	36	72	class 125 cwt 310 lb cu ft 42	4,865	5,254
	CT2772-AVHW - _ - _ - _	case tower av access hinge doors above hinge doors below	24	36	72	class 125 cwt 310 lb cu ft 42	4,414	4,773
	4FD2736 - _ - _ - _ - _	lateral file 4 drawer	20	36	56	class 125 cwt 265 lb cu ft 29	2,266	2,447
	2FD2736 - _ - _ - _ - _	lateral file 2 drawer	20	36	29	class 125 cwt 175 lb cu ft 17	1,618	1,747










laminate tops only MB-P mocha laminate
NB-P natural birch laminate
CB-P cherry on birch laminate
EW-P eggshell white laminate


veneer tops only MB-W mocha on birch veneer
NB-W natural on birch veneer
CB-W cherry on birch veneer

veneer or durasyn chassis and fronts only MB mocha on birch veneer
NB natural on birch veneer
CB cherry on birch veneer
EW eggshell white durasyn

FBT2784-MB-CB-MB-P










unit identification (type) & top dimension - chassis finish - finish of drawer fronts - top finish - top material

	model number	description	d	w	h	freight	list \$ zone 1	list \$ zone 2
	HD2736 - _ - _ - _ - _	hinge door cabinet	24	36	29	class 125 cwt 175 lb cu ft 17	1,518	1,639
	MP272F - _ - _	mobile pedestal file/file black organizer top	15.75	18.75	27.5	class 125 cwt 80 lb cu ft 7	858	927
	MP273D - _ - _	mobile pedestal box/box/file black organizer top	15.75	18.75	27.5	class 125 cwt 80 lb cu ft 7	1,017	1,096
	HO2718 - _	hutch open	16	18	43	class 125 cwt 60 lb cu ft 10	557	600
	HW2718R - _ - _	hutch solid wood door right hinge	16	18	43	class 125 cwt 80 lb cu ft 10	721	779
	HW2718L - _ - _	hutch solid wood door left hinge	16	18	43	class 125 cwt 80 lb cu ft 10	721	779
	HWO2718R - _ - _	hutch wood door above open below right hinge	16	18	43	class 125 cwt 70 lb cu ft 10	661	714
	HWO2718L - _ - _	hutch wood door above open below left hinge	16	18	43	class 125 cwt 70 lb cu ft 10	661	714
	HO2736 - _	hutch open	16	36	43	class 125 cwt 100 lb cu ft 19	651	703

top	P laminate top W veneer top	muse feet, legs, support bar extrusion, wire management trough and pulls feature a standard anodized aluminum finish	see page 372-374 for standard inwood fabrics available on tack panels and tack boards
edge			

muse | 2700 series | laminate top, veneer chassis, veneer or durasyn drawer fronts
| veneer top, veneer chassis, veneer or durasyn drawer fronts
| laminate top, durasyn chassis, veneer or durasyn drawer fronts
| veneer top, durasyn chassis, veneer or durasyn drawer fronts



	model number	description	d	w	h	freight	list \$ zone 1	list \$ zone 2
	HW2736 - _ - _ - _ - _	hutch 2 solid wood doors	16	36	43	class 125 cwt 120 lb cu ft 19	1,041	1,124
	HWO2736 - _ - _ - - -	hutch 2 solid wood doors above open below	16	36	43	class 125 cwt 130 lb cu ft 19	863	932
	TP2772 - _	tack panel USED WITH CASE HUNG OVERHEAD UNITS	.5	73.5	30	class 125 cwt 35 lb cu ft 4	270 271 273 276 279 281 283	292 293 295 298 300 303 305
	TP2766 - _	tack panel USED WITH CASE HUNG OVERHEAD UNITS	.5	67.5	30	class 125 cwt 32 lb cu ft 3	250 251 253 256 259 261 263	270 271 273 276 279 281 283
	TP2754 - _	tack panel USED WITH CASE HUNG OVERHEAD UNITS	.5	55.5	30	class 125 cwt 27 lb cu ft 2	185 186 188 191 194 196 198	211 212 214 217 220 222 224
	TP2748 - _	tack panel USED WITH CASE HUNG OVERHEAD UNITS	.5	49.5	30	class 125 cwt 24 lb cu ft 2	175 176 178 181 184 186 188	189 190 192 195 198 200 202
	TP2736 - _	tack panel USED WITH CASE HUNG OVERHEAD UNITS	.5	37.5	30	class 125 cwt 19 lb cu ft 2	145 146 148 151 154 156 158	157 158 160 163 166 168 170
	TB72-WM - _	tack board TO BE MOUNTED ON WALL	.75	72	16	class 125 cwt 5 lb cu ft 1	251 252 254 257 260 262 264	272 273 275 278 281 283 285
	TB66-WM - _	tack board TO BE MOUNTED ON WALL	.75	66	16	class 125 cwt 5 lb cu ft 1	251 252 254 257 260 262 264	272 273 275 278 281 283 285

laminates tops only	MB-P mocha laminate NB-P natural birch laminate CB-P cherry on birch laminate EW-P eggshell white laminate	veneers tops only	MB-W mocha on birch veneer NB-W natural on birch veneer CB-W cherry on birch veneer	veneers chassis and fronts only	MB mocha on birch veneer NB natural on birch veneer CB cherry on birch veneer EW eggshell white durasyn
---------------------	---	-------------------	---	---------------------------------	--

FBT2784-MB-CB-MB-P

unit identification (type) & top dimension - chassis finish - finish of drawer fronts - top finish - top material



model number	description	d	w	h	freight	list \$ zone 1	list \$ zone 2
WS2742	42" wide wire management screen standard translucent white finish		42		class cwt cu ft	485	523

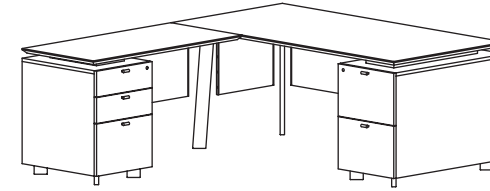
muse

| 2700 series

| laminate top, veneer chassis, veneer or durasyn drawer fronts
| veneer top, veneer chassis, veneer or durasyn drawer fronts
| laminate top, durasyn chassis, veneer or durasyn drawer fronts
| veneer top, durasyn chassis, veneer or durasyn drawer fronts



model number	description	d	w	h	freight	list \$ zone 1	list \$ zone 2
M2772R- _ - _ - _ - _	executive "I" unit	84	74	29	class 125 cwt 505 lb cu ft 48	5,405	5,837




consists of:		d	w	h	quantity
D2772R single pedestal desk right file/file pedestal		38	74	29	1
R2748L single pedestal return left box/box/file pedestal		24	48	29	1

model number	description	d	w	h	freight	list \$ zone 1	list \$ zone 2
M2772L- _ - _ - _ - _	executive "I" unit	84	74	29	class 125 cwt 505 lb cu ft 48	5,405	5,837



consists of:		d	w	h	quantity
D2772L single pedestal desk left file/file pedestal		38	74	29	1
R2748R single pedestal return right box/box/file pedestal		24	48	29	1

model number	description	d	w	h	freight	list \$ zone 1	list \$ zone 2
M2772R-L - _ - _ - _ - _	executive "I" unit	84	74	29	class 125 cwt 485 lb cu ft 44	5,758	6,220



consists of:		d	w	h	quantity
D2772L-L single pedestal desk with leg left file/file pedestal		38	74	29	1
R2748R single pedestal return right box/box/file pedestal		24	48	29	1

top	P	laminates	muse	feet, legs, support bar extrusion, wire management trough and pulls feature a standard anodized aluminum finish
	W	laminates		



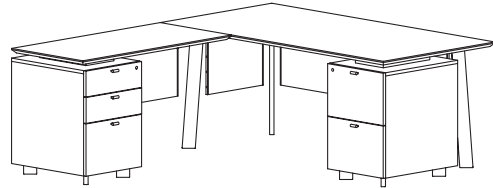
laminates	MB-P	mocha laminate
tops only	NB-P	natural birch laminate
	CB-P	cherry on birch laminate
	EW-P	eggshell white laminate

veneers	MB	mocha on birch veneer
chassis and fronts only	NB <td>natural on birch veneer</td>	natural on birch veneer
	CB <td>cherry on birch veneer</td>	cherry on birch veneer
	EW <td>eggshell white durasyn</td>	eggshell white durasyn

FBT2784-MB-CB-MB-P


unit identification (type) & top dimension - chassis finish - finish of drawer fronts - top finish - top material

model number	description	d	w	h	freight	list \$ zone 1	list \$ zone 2
M2772L-L - _ - _ - - _ - _	executive "I" unit	84	74	29	class 125 cwt 485 lb cu ft 44	5,758	6,220



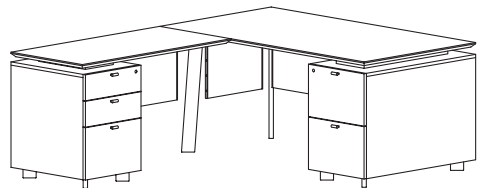
consists of:	d	w	h	quantity
D2772R-L single pedestal desk with leg right file/file pedestal	38	74	29	1
R2748L single pedestal return left box/box/file pedestal	24	48	29	1

model number	description	d	w	h	freight	list \$ zone 1	list \$ zone 2
M2766R - _ - _ - _ - _	executive "I" unit	84	68	29	class 125 cwt 485 lb cu ft 46	5,378	5,810



consists of:	d	w	h	quantity
D2766L single pedestal desk left file/file pedestal	38	68	29	1
R2748R single pedestal return right box/box/file pedestal	24	48	29	1

model number	description	d	w	h	freight	list \$ zone 1	list \$ zone 2
M2766L - _ - _ - _ - _	executive "I" unit	84	68	29	class 125 cwt 485 lb cu ft 46	5,378	5,810



consists of:	d	w	h	quantity
D2766R single pedestal desk right file/file pedestal	38	68	29	1
R2748L single pedestal return left box/box/file pedestal	24	48	29	1

top	P	laminates	muse	feet, legs, support bar extrusion, wire management trough and pulls feature a standard anodized aluminum finish
	W	veneer top		

edge



muse | 2700 series

laminates top, veneer chassis, veneer or durasyn drawer fronts
veneer top, veneer chassis, veneer or durasyn drawer fronts
laminates top, durasyn chassis, veneer or durasyn drawer fronts
veneer top, durasyn chassis, veneer or durasyn drawer fronts




model number	description	d	w	h	freight	list \$ zone 1	list \$ zone 2
M2766L-L - _ - _ - - _ - _	executive "I" unit	84	68	29	class 125 cwt 455 lb cu ft 43	5,416	5,851



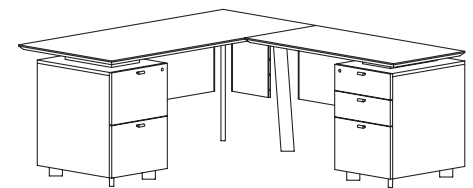
consists of:	d	w	h	quantity
D2766L-L single pedestal desk with leg left file/file pedestal	38	68	29	1
R2748R single pedestal return right box/box/file pedestal	24	48	29	1

model number	description	d	w	h	freight	list \$ zone 1	list \$ zone 2
M2766L-L - _ - _ - - _ - _	executive "I" unit	84	68	29	class 125 cwt 455 lb cu ft 43	5,416	5,851



consists of:	d	w	h	quantity
D2766R-L single pedestal desk with leg right file/file pedestal	38	68	29	1
R2748L single pedestal return left box/box/file pedestal	24	48	29	1

model number	description	d	w	h	freight	list \$ zone 1	list \$ zone 2
M276630R - _ - _ - - _ - _	executive "I" unit	78	68	29	class 125 cwt 421 lb cu ft 42	5,053	5,459



consists of:	d	w	h	quantity
D276630L single pedestal desk left file/file pedestal	32	68	29	1
R2748R single pedestal return right box/box/file pedestal	24	48	29	1

laminates tops only	MB-P	mocha laminate	veneer or durasyn chassis and fronts only	MB	mocha on birch veneer
	NB-P	natural birch laminate		NB	natural on birch veneer
	CB-P	cherry on birch laminate		CB	cherry on birch veneer
	EW-P	eggshell white laminate		EW	eggshell white durasyn

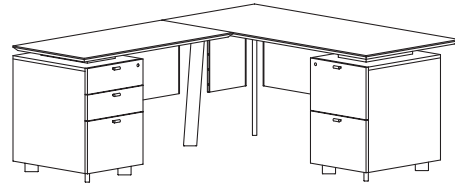
veneer tops only

veneer tops only	MB-W	mocha on birch veneer
	NB-W	natural on birch veneer
	CB-W	cherry on birch veneer

FBT2784-MB-CB-MB-P

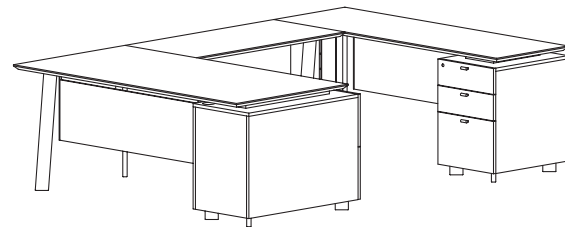
unit identification (type) & top dimension - chassis finish - finish of drawer fronts - top finish - top material

model number	description	d	w	h	freight	list \$ zone 1	list \$ zone 2
M276630L - _ - _ - _ - _	executive "l" unit	78	68	29	class 125 cwt 421 lb cu ft 42	5,053	5,459



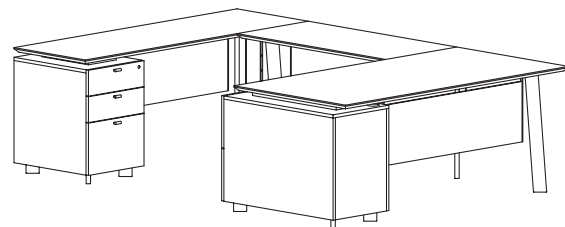
consists of:	d	w	h	quantity
D276630R single pedestal desk right file/file pedestal	32	68	29	1
R2748L single pedestal return left box/box/file pedestal	24	48	29	1

model number	description	d	w	h	freight	list \$ zone 1	list \$ zone 2
UM2772R - _ - _ - _ - _	executive "u" unit	74	107	29	class 125 cwt 635 lb cu ft 55	7,388	7,977




consists of:	d	w	h	quantity
D2772L single pedestal desk left file/file pedestal	38	74	29	1
B2748 bridge with open kneespace	23	48	29	1
C2772R single pedestal credenza right box/box/file pedestal	24	72	29	1

model number	description	d	w	h	freight	list \$ zone 1	list \$ zone 2
UM2772L - _ - _ - _ - _	executive "u" unit	107	74	29	class 125 cwt 635 lb cu ft 55	7,388	7,977



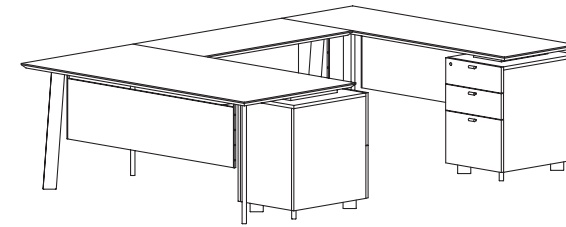
consists of:	d	w	h	quantity
D2772R single pedestal desk right file/file pedestal	38	74	29	1
B2748 bridge with open kneespace	23	48	29	1
C2772L single pedestal credenza left box/box/file pedestal	24	72	29	1

top	P laminate top W veneer top	muse feet, legs, support bar extrusion, wire management trough and pulls feature a standard anodized aluminum finish
edge		

muse | **2700 series** | laminate top, veneer chassis, veneer or durasyn drawer fronts
| veneer top, veneer chassis, veneer or durasyn drawer fronts
| laminate top, durasyn chassis, veneer or durasyn drawer fronts
| veneer top, durasyn chassis, veneer or durasyn drawer fronts

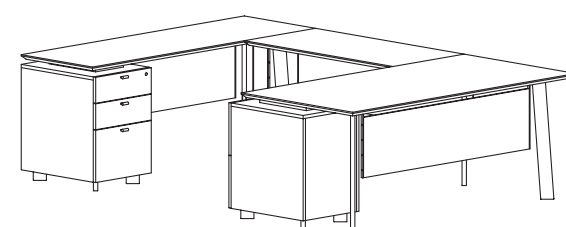


model number	description	d	w	h	freight	list \$ zone 1	list \$ zone 2
UM2772R-L - _ - _ - _ - _	executive "u" unit	107	74	29	class 125 cwt 595 lb cu ft 49	7,741	8,360



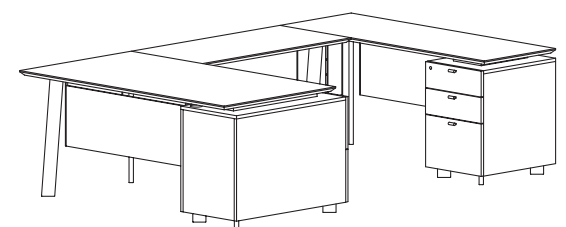
consists of:	d	w	h	quantity
D2772L-L single pedestal desk with leg left file/file pedestal	38	74	29	1
B2748 bridge with open kneespace	23	48	29	1
C2772R single pedestal credenza right box/box/file pedestal	24	72	29	1

model number	description	d	w	h	freight	list \$ zone 1	list \$ zone 2
UM2772L-L - _ - _ - _ - _	executive "u" unit	107	74	29	class 125 cwt 595 lb cu ft 49	7,741	8,360



consists of:	d	w	h	quantity
D2772R-L single pedestal desk with leg right file/file pedestal	38	74	29	1
B2748 bridge with open kneespace	23	48	29	1
C2772L single pedestal credenza left box/box/file pedestal	24	72	29	1

model number	description	d	w	h	freight	list \$ zone 1	list \$ zone 2
UM2766R - _ - _ - _ - _	executive "u" unit	107	68	29	class 125 cwt 620 lb cu ft 53	7,355	7,943



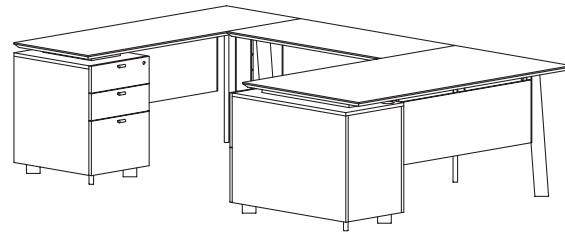
consists of:	d	w	h	quantity
D2766L single pedestal desk left file/file pedestal	38	68	29	1
B2748 bridge with open kneespace	23	48	29	1
C2766R single pedestal credenza right box/box/file pedestal	24	66	29	1

laminates tops only	MB-P mocha laminate NB-P natural birch laminate CB-P cherry on birch laminate EW-P eggshell white laminate	veneer chassis and fronts only	MB mocha on birch veneer NB natural on birch veneer CB cherry on birch veneer EW eggshell white durasyn
veneer tops only	MB-W mocha on birch veneer NB-W natural on birch veneer CB-W cherry on birch veneer		

FBT2784-MB-CB-MB-P

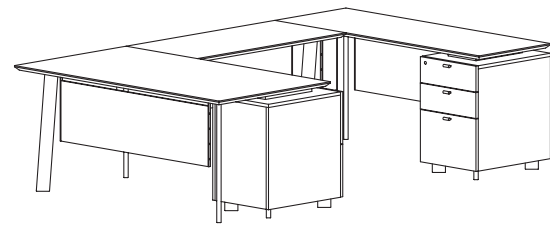
unit identification (type) & top dimension - chassis finish - finish of drawer fronts - top finish - top material

model number	description	d	w	h	freight	list \$ zone 1	list \$ zone 2
UM2766L - _ - _ - _ - _	executive "u" unit	107	68	29	class 125 cwt 620 lb cu ft 53	7,355	7,943



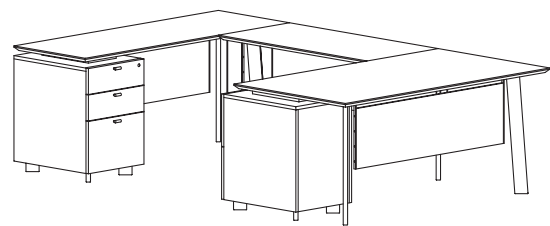
consists of:		d	w	h	quantity
D2766R	single pedestal desk right file/file pedestal	38	68	29	1
B2748	bridge with open kneespace	23	48	29	1
C2766L	single pedestal credenza left box/box/file pedestal	24	66	29	1

model number	description	d	w	h	freight	list \$ zone 1	list \$ zone 2
UM2766R-L - _ - _ - _ - _	executive "u" unit	107	68	29	class 125 cwt 595 lb cu ft 50	7,393	7,984



consists of:		d	w	h	quantity
D2766L-L	single pedestal desk with leg left file/file pedestal	38	68	29	1
B2748	bridge with open kneespace	23	48	29	1
C2766R	single pedestal credenza right box/box/file pedestal	24	66	29	1

model number	description	d	w	h	freight	list \$ zone 1	list \$ zone 2
UM2766L-L - _ - _ - _ - _	executive "u" unit	107	68	29	class 125 cwt 595 lb cu ft 50	7,393	7,984



consists of:		d	w	h	quantity
D2766R-L	single pedestal desk with leg right file/file pedestal	38	68	29	1
B2748	bridge with open kneespace	23	48	29	1
C2766L	single pedestal credenza left box/box/file pedestal	24	66	29	1

top	P	laminates	muse	feet, legs, support bar extrusion, wire management trough and pulls feature a standard anodized aluminum finish
	W	laminates		

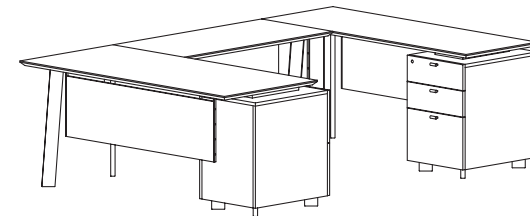
edge



muse | 2700 series | laminate top, veneer chassis, veneer or durasyn drawer fronts
| veneer top, veneer chassis, veneer or durasyn drawer fronts
| laminate top, durasyn chassis, veneer or durasyn drawer fronts
| veneer top, durasyn chassis, veneer or durasyn drawer fronts

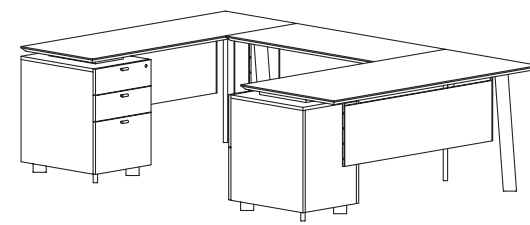


model number	description	d	w	h	freight	list \$ zone 1	list \$ zone 2
UM276630R - _ - _ - _ - _	executive "u" unit	101	68	29	class 125 cwt 585 lb cu ft 50	7,030	7,592



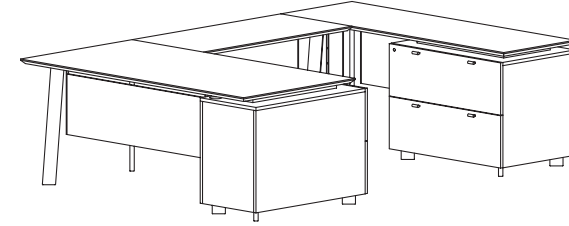
consists of:		d	w	h	quantity
D276630L	single pedestal desk left file/file pedestal	32	68	29	1
B2748	bridge with open kneespace	23	48	29	1
C2766R	single pedestal credenza right box/box/file pedestal	24	66	29	1

model number	description	d	w	h	freight	list \$ zone 1	list \$ zone 2
UM276630L - _ - _ - _ - _	executive "u" unit	101	68	29	class 125 cwt 585 lb cu ft 50	7,030	7,592



consists of:		d	w	h	quantity
D276630R	single pedestal desk right file/file pedestal	32	68	29	1
B2748	bridge with open kneespace	23	48	29	1
C2766L	single pedestal credenza left box/box/file pedestal	24	66	29	1

model number	description	d	w	h	freight	list \$ zone 1	list \$ zone 2
UM2772R-2F - _ - _ - _ - _	executive "u" unit	107	74	29	class 125 cwt 675 lb cu ft 61	7,552	8,154



consists of:		d	w	h	quantity
D2772L	single pedestal desk left file/file pedestal	38	74	29	1
B2748	bridge with open kneespace	23	48	29	1
C2772R-2F	single pedestal credenza right lateral file pedestal	24	72	29	1

laminates	tops only	MB-P	mocha laminate
		NB-P	natural birch laminate
		CB-P	cherry on birch laminate
		EW-P	eggshell white laminate

veneers

tops only	MB-W	mocha on birch veneer
	NB-W <td>natural on birch veneer</td>	natural on birch veneer
	CB-W <td>cherry on birch veneer</td>	cherry on birch veneer

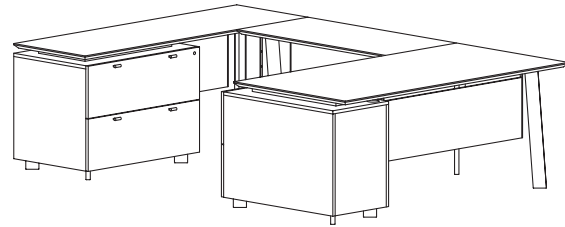
veneers	chassis and fronts only	MB	mocha on birch veneer
		NB <td>natural on birch veneer</td>	natural on birch veneer
		CB <td>cherry on birch veneer</td>	cherry on birch veneer

EW eggshell white durasyn

FBT2784-MB-CB-MB-P

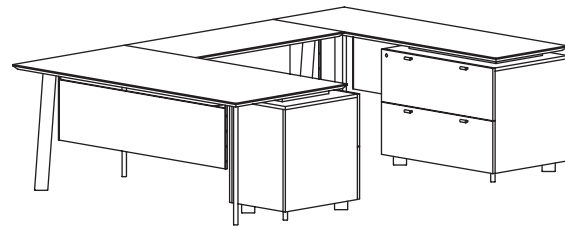
unit identification (type) & top dimension - chassis finish - finish of drawer fronts - top finish - top material

model number	description	d	w	h	freight	list \$ zone 1	list \$ zone 2
UM2772L-2F - _ - _ - - - - -	executive "u" unit	107	74	29	class 125 cwt 675 lb cu ft 61	7,552	8,154



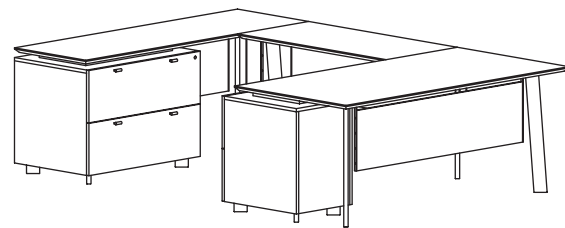
consists of:		d	w	h	quantity
D2772R	single pedestal desk right file/file pedestal	38	74	29	1
B2748	bridge with open kneespace	23	48	29	1
C2772L-2F	single pedestal credenza left lateral file pedestal	24	72	29	1

model number	description	d	w	h	freight	list \$ zone 1	list \$ zone 2
UM2772R-L2F - _ - - - - -	executive "u" unit	107	74	29	class 125 cwt 635 lb cu ft 60	7,905	8,537



consists of:		d	w	h	quantity
D2772L-L	single pedestal desk with leg left file/file pedestal	38	74	29	1
B2748	bridge with open kneespace	23	48	29	1
C2772R-2F	single pedestal credenza right lateral file pedestal	24	72	29	1

model number	description	d	w	h	freight	list \$ zone 1	list \$ zone 2
UM2772L-L2F - _ - - - - -	executive "u" unit	107	74	29	class 125 cwt 635 lb cu ft 60	7,905	8,537



consists of:		d	w	h	quantity
D2772R-L	single pedestal desk with leg right file/file pedestal	38	74	29	1
B2748	bridge with open kneespace	23	48	29	1
C2772L-2F	single pedestal credenza left lateral file pedestal	24	72	29	1

top	P	laminates	muse	feet, legs, support bar extrusion, wire management trough and pulls feature a standard anodized aluminum finish
	W	veneer top		

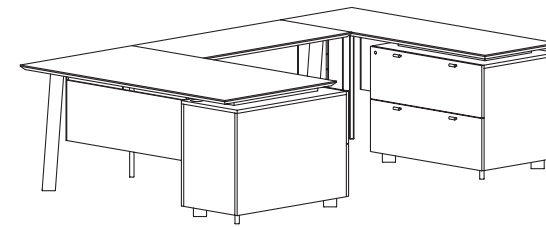
edge



muse | 2700 series | laminate top, veneer chassis, veneer or durasyn drawer fronts
| veneer top, veneer chassis, veneer or durasyn drawer fronts
| laminate top, durasyn chassis, veneer or durasyn drawer fronts
| veneer top, durasyn chassis, veneer or durasyn drawer fronts

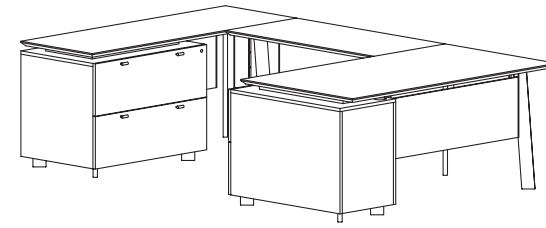


model number	description	d	w	h	freight	list \$ zone 1	list \$ zone 2
UM2766R-2F - _ - _ - - - - -	executive "u" unit	107	68	29	class 125 cwt 660 lb cu ft 60	7,488	8,087



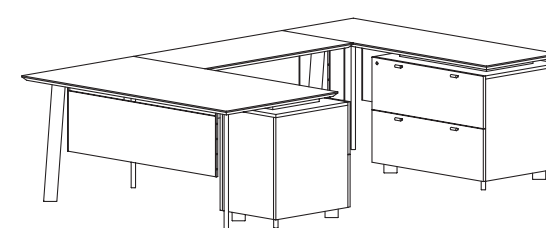
consists of:		d	w	h	quantity
D2766L	single pedestal desk left file/file pedestal	38	68	29	1
B2748	bridge with open kneespace	23	48	29	1
C2766R-2F	single pedestal credenza right lateral file pedestal	24	66	29	1

model number	description	d	w	h	freight	list \$ zone 1	list \$ zone 2
UM2766L-2F - _ - _ - - - - -	executive "u" unit	107	68	29	class 125 cwt 660 lb cu ft 60	7,488	8,087



consists of:		d	w	h	quantity
D2766R	single pedestal desk right file/file pedestal	38	68	29	1
B2748	bridge with open kneespace	23	48	29	1
C2766L-2F	single pedestal credenza left lateral file pedestal	24	66	29	1

model number	description	d	w	h	freight	list \$ zone 1	list \$ zone 2
UM2766R-L2F - _ - - - - -	executive "u" unit	107	68	29	class 125 cwt 640 lb cu ft 57	7,526	8,128



consists of:		d	w	h	quantity
D2766L-L	single pedestal desk with leg left file/file pedestal	38	68	29	1
B2748	bridge with open kneespace	23	48	29	1
C2766R-2F	single pedestal credenza right lateral file pedestal	24	66	29	1

laminates	MB-P	mocha laminate
tops only	NB-P	natural birch laminate
	CB-P	cherry on birch laminate
	EW-P	eggshell white laminate

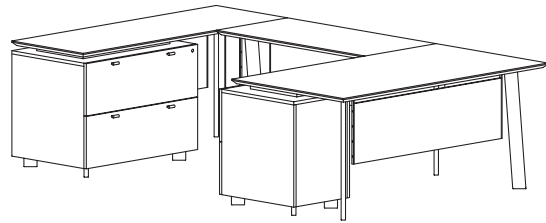
veneer	MB-W	mocha on birch veneer
tops only	NB-W	natural on birch veneer
	CB-W	cherry on birch veneer

veneer	MB	mocha on birch veneer
chassis and fronts only	NB	natural on birch veneer
	CB	cherry on birch veneer
	EW	eggshell white durasyn

FBT2784-MB-CB-MB-P

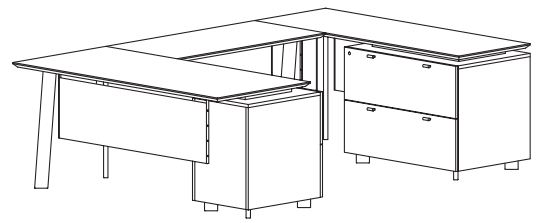
unit identification (type) & top dimension - chassis finish - finish of drawer fronts - top finish - top material

model number	description	d	w	h	freight	list \$ zone 1	list \$ zone 2
UM2766L-L2F - _ - - - - -	executive "u" unit	107	68	29	class 125 cwt 640 lb cu ft 57	7,526	8,128



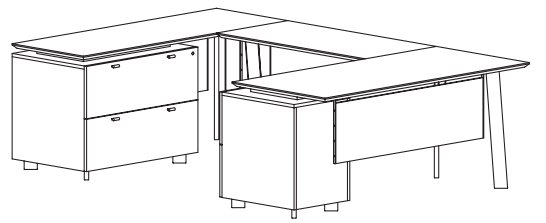
consists of:		d	w	h	quantity
D2766R-L single pedestal desk with leg right file/file pedestal	38	68	29	1	
B2748 bridge with open kneespace	23	48	29	1	
C2766L-2F single pedestal credenza left lateral file pedestal	24	66	29	1	

model number	description	d	w	h	freight	list \$ zone 1	list \$ zone 2
UM276630R-2F - _ - - - - -	executive "u" unit	101	68	29	class 125 cwt 595 lb cu ft 56	7,163	7,736



consists of:		d	w	h	quantity
D276630L single pedestal desk left file/file pedestal	32	68	29	1	
B2748 bridge with open kneespace	23	48	29	1	
C2766R-2F single pedestal credenza right lateral file pedestal	24	66	29	1	

model number	description	d	w	h	freight	list \$ zone 1	list \$ zone 2
UM276630L-2F - _ - - - - -	executive "u" unit	101	68	29	class 125 cwt 595 lb cu ft 56	7,163	7,736



consists of:		d	w	h	quantity
D276630R single pedestal desk right file/file pedestal	32	68	29	1	
B2748 bridge with open kneespace	23	48	29	1	
C2766L-2F single pedestal credenza left lateral file pedestal	24	66	29	1	

top	P	laminates	W	laminates	muse	feet, legs, support bar extrusion, wire management trough and pulls feature a standard anodized aluminum finish

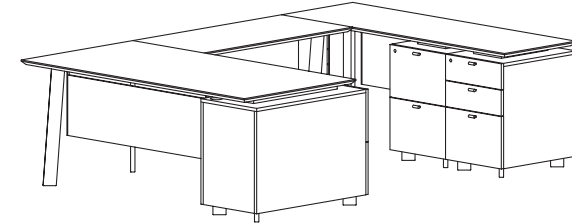
edge



muse | **2700 series** | laminate top, veneer chassis, veneer or durasyn drawer fronts
| veneer top, veneer chassis, veneer or durasyn drawer fronts
| laminate top, durasyn chassis, veneer or durasyn drawer fronts
| veneer top, durasyn chassis, veneer or durasyn drawer fronts

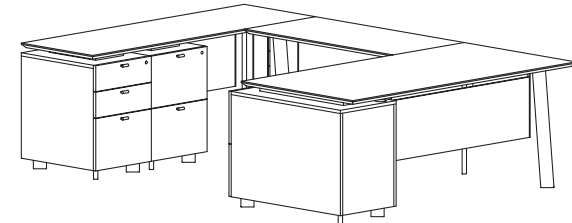


model number	description	d	w	h	freight	list \$ zone 1	list \$ zone 2
UM2772R-5D - _ - _ - - - - -	executive "u" unit	107	74	29	class 125 cwt 705 lb cu ft 62	8,355	9,022



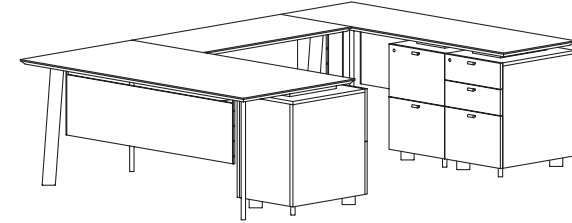
consists of:		d	w	h	quantity
D2772L single pedestal desk left file/file pedestal	38	74	29	1	
B2748 bridge with open kneespace	23	48	29	1	
C2772R-5D single pedestal credenza right multi-file pedestal	24	72	29	1	

model number	description	d	w	h	freight	list \$ zone 1	list \$ zone 2
UM2772L-5D - _ - _ - - - - -	executive "u" unit	107	74	29	class 125 cwt 705 lb cu ft 62	8,355	9,022



consists of:		d	w	h	quantity
D2772R single pedestal desk right file/file pedestal	38	74	29	1	
B2748 bridge with open kneespace	23	48	29	1	
C2772L-5D single pedestal credenza left multi-file pedestal	24	72	29	1	

model number	description	d	w	h	freight	list \$ zone 1	list \$ zone 2
UM2772R-L5D - _ - - - - -	executive "u" unit	107	74	29	class 125 cwt 665 lb cu ft 58	8,708	9,405



consists of:		d	w	h	quantity
D2772L-L single pedestal desk with leg left file/file pedestal	38	74	29	1	
B2748 bridge with open kneespace	23	48	29	1	
C2772R-5D single pedestal credenza right multi-file pedestal	24	72	29	1	

laminates	tops only	MB-P	mocha laminate	NB-P	natural birch laminate	CB-P	cherry on birch laminate	EW-P	eggshell white laminate

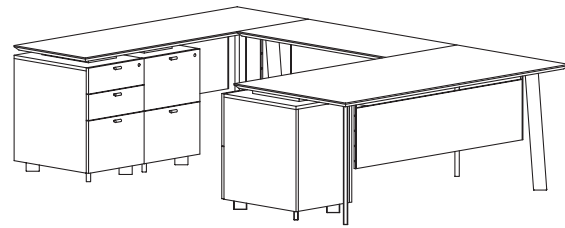
veneers	tops only	MB-W	mocha on birch veneer	NB-W	natural on birch veneer	CB-W	cherry on birch veneer

veneers	chassis and fronts only	MB	mocha on birch veneer	NB	natural on birch veneer	CB	cherry on birch veneer	EW	eggshell white durasyn

FBT2784-MB-CB-MB-P

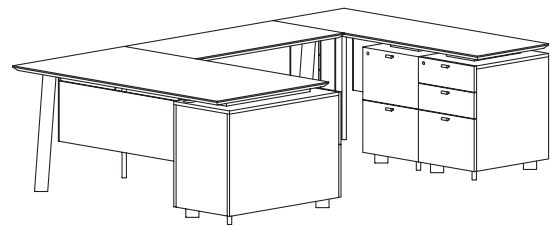
unit identification (type) & top dimension - chassis finish - finish of drawer fronts - top finish - top material

model number	description	d	w	h	freight	list \$ zone 1	list \$ zone 2
UM2772L-L5D - _ - - - -	executive "u" unit	107	74	29	class 125 cwt 665 lb cu ft 58	8,708	9,405



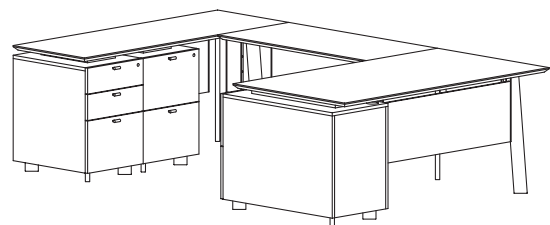
consists of:	d	w	h	quantity
D2772R-L single pedestal desk with leg right file/file pedestal	38	74	29	1
B2748 bridge with open kneespace	23	48	29	1
C2772L-5D single pedestal credenza left multi-file pedestal	24	72	29	1

model number	description	d	w	h	freight	list \$ zone 1	list \$ zone 2
UM2766R-5D - _ - - - -	executive "u" unit	107	68	29	class 125 cwt 700 lb cu ft 61	8,317	8,983



consists of:	d	w	h	quantity
D2766L single pedestal desk left file/file pedestal	38	68	29	1
B2748 bridge with open kneespace	23	48	29	1
C2766R-5D single pedestal credenza right multi-file pedestal	24	66	29	1

model number	description	d	w	h	freight	list \$ zone 1	list \$ zone 2
UM2766L-5D - _ - - - -	executive "u" unit	107	68	29	class 125 cwt 700 lb cu ft 61	8,317	8,983



consists of:	d	w	h	quantity
D2766R single pedestal desk right file/file pedestal	38	68	29	1
B2748 bridge with open kneespace	23	48	29	1
C2766L-5D single pedestal credenza left multi-file pedestal	24	66	29	1

top	P	laminates	muse	feet, legs, support bar extrusion, wire management trough and pulls feature a standard anodized aluminum finish
	W	veneer top		

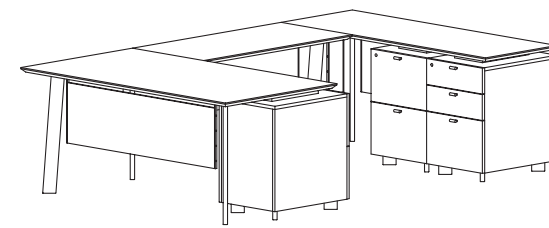
edge



muse | 2700 series | laminate top, veneer chassis, veneer or durasyn drawer fronts
| veneer top, veneer chassis, veneer or durasyn drawer fronts
| laminate top, durasyn chassis, veneer or durasyn drawer fronts
| veneer top, durasyn chassis, veneer or durasyn drawer fronts

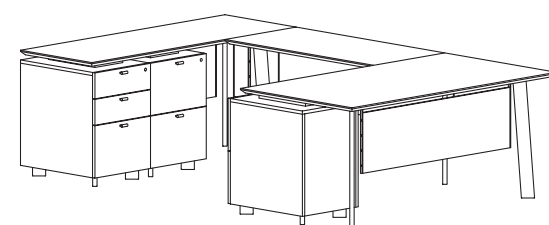


model number	description	d	w	h	freight	list \$ zone 1	list \$ zone 2
UM2766R-L5D - _ - - - -	executive "u" unit	107	68	29	class 125 cwt 660 lb cu ft 59	8,355	9,024



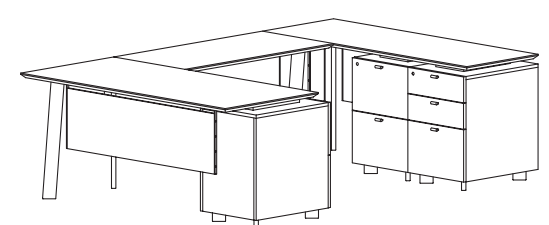
consists of:	d	w	h	quantity
D2766L-L single pedestal desk with leg left file/file pedestal	38	68	29	1
B2748 bridge with open kneespace	23	48	29	1
C2766R-L5D single pedestal credenza right multi-file pedestal	24	66	29	1

model number	description	d	w	h	freight	list \$ zone 1	list \$ zone 2
UM2766L-L5D - _ - - - -	executive "u" unit	107	68	29	class 125 cwt 660 lb cu ft 59	8,355	9,024



consists of:	d	w	h	quantity
D2766R-L single pedestal desk with leg right file/file pedestal	38	68	29	1
B2748 bridge with open kneespace	23	48	29	1
C2766L-5D single pedestal credenza left multi-file pedestal	24	66	29	1

model number	description	d	w	h	freight	list \$ zone 1	list \$ zone 2
UM276630R-5D - _ - - - -	executive "u" unit	101	68	29	class 125 cwt 635 lb cu ft 57	7,992	8,632



consists of:	d	w	h	quantity
D276630L single pedestal desk left file/file pedestal	32	68	29	1
B2748 bridge with open kneespace	23	48	29	1
C2766R-5D single pedestal credenza right multi-file pedestal	24	66	29	1

laminates	tops only	MB-P	mocha laminate
		NB-P	natural birch laminate
		CB-P	cherry on birch laminate
		EW-P	eggshell white laminate

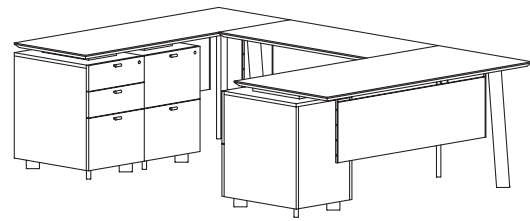
veneer	tops only	MB-W	mocha on birch veneer
		NB-W <td>natural on birch veneer</td>	natural on birch veneer
		CB-W <td>cherry on birch veneer</td>	cherry on birch veneer

veneer	chassis and fronts only	MB	mocha on birch veneer
		NB <td>natural on birch veneer</td>	natural on birch veneer
		CB <td>cherry on birch veneer</td>	cherry on birch veneer
		EW <td>eggshell white durasyn</td>	eggshell white durasyn

FBT2784-MB-CB-MB-P

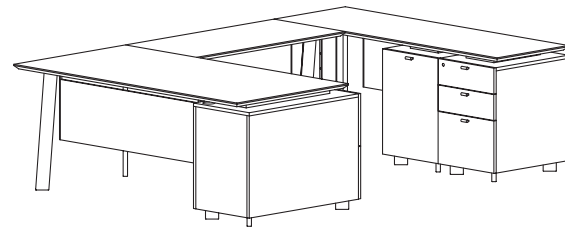
unit identification (type) & top dimension - chassis finish - finish of drawer fronts - top finish - top material

model number	description	d	w	h	freight	list \$ zone 1	list \$ zone 2
UM276630L-5D - - - - - -	executive "u" unit	101	68	29	class 125 cwt 635 lb cu ft 57	7,992	8,632



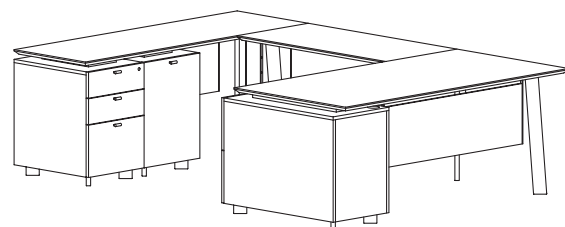
consists of:		d	w	h	quantity
D276630R	single pedestal desk right file/file pedestal	32	68	29	1
B2748	bridge with open kneespace	23	48	29	1
C2766L-5D	single pedestal credenza left multi-file pedestal	24	66	29	1

model number	description	d	w	h	freight	list \$ zone 1	list \$ zone 2
UM2772R-4D - - - - - - -	executive "u" unit	107	74	29	class 125 cwt 705 lb cu ft 62	8,200	8,962



consists of:		d	w	h	quantity
D2772L	single pedestal desk left file/file pedestal	38	74	29	1
B2748	bridge with open kneespace	23	48	29	1
C2772R-4D	single pedestal credenza right box/box/file/cpu pedestal	24	72	29	1

model number	description	d	w	h	freight	list \$ zone 1	list \$ zone 2
UM2772L-4D - - - - - - -	executive "u" unit	107	74	29	class 125 cwt 705 lb cu ft 62	8,200	8,962



consists of:		d	w	h	quantity
D2772R	single pedestal desk right file/file pedestal	38	74	29	1
B2748	bridge with open kneespace	23	48	29	1
C2772L-4D	single pedestal credenza left box/box/file/cpu pedestal	24	72	29	1

top	P	laminates	muse	feet, legs, support bar extrusion, wire management trough and pulls feature a standard anodized aluminum finish
	W	laminates		

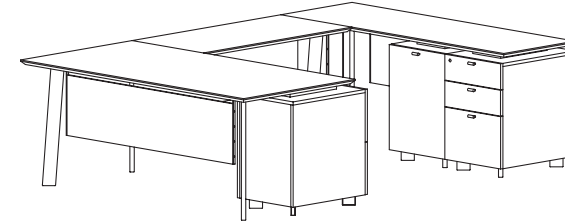
edge



muse | 2700 series | laminate top, veneer chassis, veneer or durasyn drawer fronts
| veneer top, veneer chassis, veneer or durasyn drawer fronts
| laminate top, durasyn chassis, veneer or durasyn drawer fronts
| veneer top, durasyn chassis, veneer or durasyn drawer fronts

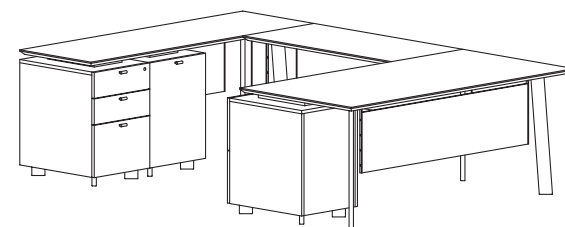


model number	description	d	w	h	freight	list \$ zone 1	list \$ zone 2
UM2772R-L4D - - - - - -	executive "u" unit	107	74	29	class 125 cwt 665 lb cu ft 58	8,553	9,345



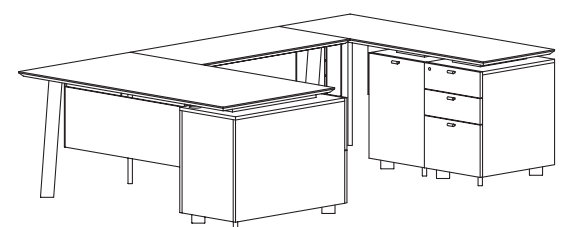
consists of:		d	w	h	quantity
D2772L-L	single pedestal desk with leg left file/file pedestal	38	74	29	1
B2748	bridge with open kneespace	23	48	29	1
C2772R-4D	single pedestal credenza right box/box/file/cpu pedestal	24	72	29	1

model number	description	d	w	h	freight	list \$ zone 1	list \$ zone 2
UM2772L-L4D - - - - - -	executive "u" unit	107	74	29	class 125 cwt 665 lb cu ft 58	8,553	9,345



consists of:		d	w	h	quantity
D2772R-L	single pedestal desk with leg right box/box pedestal	38	74	29	1
B2748	bridge with open kneespace	23	48	29	1
C2772L-4D	single pedestal credenza left box/box/file/cpu pedestal	24	72	29	1

model number	description	d	w	h	freight	list \$ zone 1	list \$ zone 2
UM2766R-4D - - - - - - -	executive "u" unit	107	68	29	class 125 cwt 700 lb cu ft 61	8,165	8,819



consists of:		d	w	h	quantity
D2766L	single pedestal desk left file/file pedestal	38	68	29	1
B2748	bridge with open kneespace	23	48	29	1
C2766R-4D	single pedestal credenza right box/box/file/cpu pedestal	24	66	29	1

laminates	MB-P	mocha laminate	MB-P	mocha on birch veneer
tops only	NB-P	natural birch laminate	NB-P	natural on birch veneer
	CB-P	cherry on birch laminate	CB-P	cherry on birch veneer
	EW-P	eggshell white laminate	EW-P	eggshell white durasyn

veneers	MB	mocha on birch veneer
chassis and fronts only	NB <td>natural on birch veneer</td>	natural on birch veneer
	CB <td>cherry on birch veneer</td>	cherry on birch veneer
	EW <td>eggshell white durasyn</td>	eggshell white durasyn

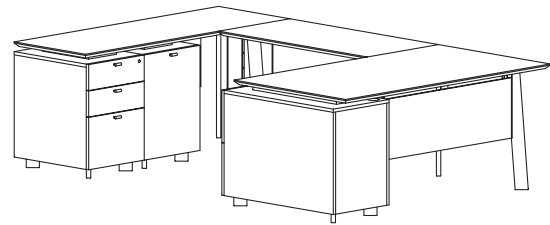
veneers

tops only	MB-W	mocha on birch veneer
	NB-W	natural on birch veneer
	CB-W	cherry on birch veneer

FBT2784-MB-CB-MB-P

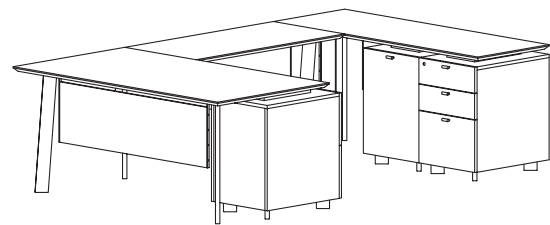
unit identification (type) & top dimension - chassis finish - finish of drawer fronts - top finish - top material

model number	description	d	w	h	freight	list \$ zone 1	list \$ zone 2
UM2766L-4D - _ - _ -	executive "u" unit	107	68	29	class 125 cwt 700 lb cu ft 61	8,165	8,819



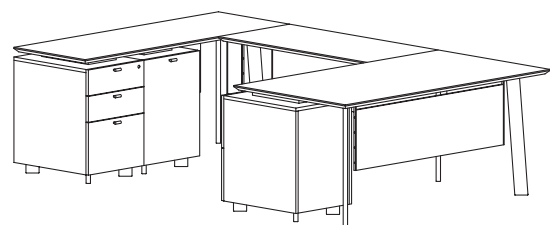
consists of:	d	w	h	quantity
D2766R single pedestal desk right file/file pedestal	38	68	29	1
B2748 bridge with open kneespace	23	48	29	1
C2766L-4D single pedestal credenza left box/box/file/cpu pedestal	24	66	29	1

model number	description	d	w	h	freight	list \$ zone 1	list \$ zone 2
UM2766R-L4D - _ - _ -	executive "u" unit	107	68	29	class 125 cwt 660 lb cu ft 59	8,203	8,860




consists of:	d	w	h	quantity
D2766L-L single pedestal desk with leg left file/file pedestal	38	68	29	1
B2748 bridge with open kneespace	23	48	29	1
C2766R-4D single pedestal credenza right box/box/file/cpu pedestal	24	66	29	1

model number	description	d	w	h	freight	list \$ zone 1	list \$ zone 2
UM2766L-L4D - _ - _ -	executive "u" unit	107	68	29	class 125 cwt 660 lb cu ft 59	8,203	8,860



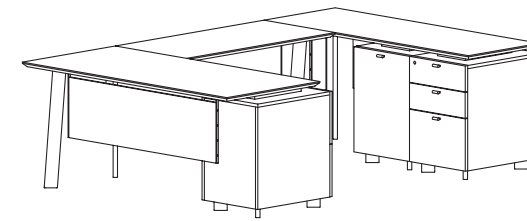
consists of:	d	w	h	quantity
D2766R-L single pedestal desk with leg right file/file pedestal	38	68	29	1
B2748 bridge with open kneespace	23	48	29	1
C2766L-4D single pedestal credenza left box/box/file/cpu pedestal	24	66	29	1

top	P laminate top W veneer top	muse feet, legs, support bar extrusion, wire management trough and pulls feature a standard anodized aluminum finish
edge		

muse | 2700 series | laminate top, veneer chassis, veneer or durasyn drawer fronts
| veneer top, veneer chassis, veneer or durasyn drawer fronts
| laminate top, durasyn chassis, veneer or durasyn drawer fronts
| veneer top, durasyn chassis, veneer or durasyn drawer fronts

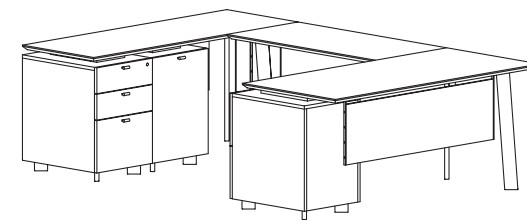


model number	description	d	w	h	freight	list \$ zone 1	list \$ zone 2
UM276630R-4D - _ - _ -	executive "u" unit	101	66	29	class 125 cwt 635 lb cu ft 57	7,840	8,468



consists of:	d	w	h	quantity
D276630L single pedestal desk left file/file pedestal	32	68	29	1
B2748 bridge with open kneespace	23	48	29	1
C2766R-4D single pedestal credenza right box/box/file/cpu pedestal	24	66	29	1

model number	description	d	w	h	freight	list \$ zone 1	list \$ zone 2
UM276630L-4D - _ - _ -	executive "u" unit	101	66	29	class 125 cwt 635 lb cu ft 57	7,840	8,468



consists of:	d	w	h	quantity
D276630R single pedestal desk right file/file pedestal	32	68	29	1
B2748 bridge with open kneespace	23	48	29	1
C2766L-4D single pedestal credenza left box/box/file/cpu pedestal	24	66	29	1

laminates tops only	MB-P mocha laminate NB-P natural birch laminate CB-P cherry on birch laminate EW-P eggshell white laminate	veneers or durasyn chassis and fronts only	MB mocha on birch veneer NB natural on birch veneer CB cherry on birch veneer EW eggshell white durasyn
veneers tops only	MB-W mocha on birch veneer NB-W natural on birch veneer CB-W cherry on birch veneer		

FBT2784-MB-CB-MB-P








unit identification (type) & top dimension - **chassis finish** - **finish of drawer fronts** - **top finish** - **top material**

muse

| 2700 series

| laminate top, veneer chassis, veneer or durasyn drawer fronts
| veneer top, veneer chassis, veneer or durasyn drawer fronts
| laminate top, durasyn chassis, veneer or durasyn drawer fronts
| veneer top, durasyn chassis, veneer or durasyn drawer fronts



	model number	description	d	w	h	freight	list \$ zone 1	list \$ zone 2
	SA42 - _ - _	42" square table top veneer with shaped edges <i>TO MATCH MUSE CASEGOODS; LEGS PURCHASED SEPARATELY</i>	42	42	1.062	class 125 cwt 60 lb cu ft 4	379	409
	SK42 - _ - _	42" square table top laminate with shaped edges <i>TO MATCH MUSE CASEGOODS; LEGS PURCHASED SEPARATELY</i>	42	42	1.062	class 125 cwt 50 lb cu ft 4	211	228
	CA36 - _ - _	36" round table top veneer with shaped edges <i>TO MATCH MUSE CASEGOODS; LEGS PURCHASED SEPARATELY</i>	36	36	1.062	class 125 cwt 45 lb cu ft 4	411	444
	CK36 - _ - _	36" round table top laminate with shaped edges <i>TO MATCH MUSE CASEGOODS; LEGS PURCHASED SEPARATELY CASTERS \$72</i>	36	36	1.062	class 125 cwt 45 lb cu ft 4	286	309
	CA42 - _ - _	42" round table top veneer with shaped edges <i>TO MATCH MUSE CASEGOODS; LEGS PURCHASED SEPARATELY CASTERS \$96</i>	42	42	1.062	class 125 cwt 50 lb cu ft 4	484	523
	CK42 - _ - _	42" round table top laminate with shaped edges <i>TO MATCH MUSE CASEGOODS; LEGS PURCHASED SEPARATELY</i>	42	42	1.062	class 125 cwt 50 lb cu ft 4	315	339
	27DL	desk leg for muse tables standard anodized aluminum finish <i>CASTERS \$24</i>	3	1	28	class 125 cwt 10 lb cu ft 1	271 each	293 each

top

P laminate top
W veneer top

muse feet, legs, support bar extrusion, wire management
trough and pulls feature a standard anodized
aluminum finish

edge



laminate
tops only

MB-P mocha laminate
NB-P natural birch laminate
CB-P cherry on birch laminate
EW-P eggshell white laminate

veneer
tops only

MB-W mocha on birch veneer
NB-W natural on birch veneer
CB-W cherry on birch veneer

veneer
or
durasyn
chassis and
fronts only

MB mocha on birch veneer
NB natural on birch veneer
CB cherry on birch veneer
EW eggshell white durasyn